



# COASTAL FOOTBALL

Big South Champions: 2004 \* 2005 \* 2006 \* 2010 \* 2012 \* 2013 \* 2014 | FTC Champions: 2016 | Sun Belt Champions: 2020



## COASTAL CAROLINA CHANTICLEERS (7-5) vs. SAN JOSE STATE SPARTANS (7-5)

SATURDAY \* DEC. 23 \* 10:30 P.M. ET \* CLARENCE T.C. CHING ATHLETICS COMPLEX \* HONOLULU, HI



### 2023 COASTAL CAROLINA SCHEDULE/RESULTS

	<b>SEPT. 2</b> <b>AT UCLA</b> PASADENA, CALIF.	///	L, 13-27	ESPN
	<b>SEPT. 9</b> <b>JACKSONVILLE STATE</b> CONWAY, S.C.	///	W, 30-16	ESPN+
	<b>SEPT. 16</b> <b>DUQUESNE</b> CONWAY, S.C.	///	W, 66-7	ESPN+
	<b>SEPT. 21</b> <b>GEORGIA STATE</b> CONWAY, S.C.	///	L, 17-30	SBC ESPN
	<b>SEPT. 30</b> <b>AT GEORGIA SOUTHERN</b> STATESBORO, GA.	///	L, 28-38	SBC
	<b>OCT. 10</b> <b>AT APP STATE</b> BOONE, N.C.	///	W, 27-24	SBC ESPN2
	<b>OCT. 21</b> <b>AT ARKANSAS STATE</b> JONESBORO, ARK.	///	W, 27-17	SBC ESPN+
	<b>OCT. 28</b> <b>MARSHALL</b> CONWAY, S.C.	///	W, 34-6	SBC
	<b>NOV. 4</b> <b>AT OLD DOMINION</b> NORFOLK, VA.	///	W, 28-24	SBC ESPN+
	<b>NOV. 11</b> <b>TEXAS STATE</b> CONWAY, S.C.	///	W, 31-23	SBC ESPN+
	<b>NOV. 18</b> <b>AT ARMY</b> WEST POINT, N.Y.	///	L, 21-28	CBS SPORTS
	<b>NOV. 25</b> <b>JAMES MADISON</b> CONWAY, S.C.	///	L, 14-56	SBC ESPN2

\*All game times are Eastern Standard Time.



### FOLLOW THE CHANTICLEERS

OFFICIAL WEBSITE: [www.GoCCUsports.com](http://www.GoCCUsports.com)



### GAME CENTER



#### TELEVISION: ESPN

• Talent: John Schriffen (PxP) - Orlando Franklin (Analyst)  
Marilyn Payne (Sideline)

• Live Video Stream: <https://www.espn.com/watch/>



#### CHANTICLEER SPORTS RADIO NETWORK ON WRNN 99.5 FM

• Talent: Joe Cashion (PxP) - Layne Harris (Analyst)  
Chris Burgin (Sideline) - Joe Catenacci (Host)

• Radio: WRNN (99.5 FM) Flagship (WRNN 99.5 FM Myrtle Beach TuneIn App)

• Online Audio Stream: <https://wrnn.net/>



#### LIVE STATISTICS

• Live Stats: <http://hawaiiowl.statbroadcast.com>

### MATCHUP AT A GLANCE

#### 2023 SEASON STATISTICS/RANKINGS

COASTAL CAROLINA	VS.	SAN JOSE STATE
7-5 (5-3 Sun Belt)	2023 Record	7-5 (6-2 Mountain West)
Conway, S.C.	Location	San Jose, Calif.
1954	Founded	1857
10,695	Enrollment	32,157
Chanticleers	Nickname	Spartans
Teal, Bronze, and Black	Colors	Gold, White, and Blue
Sun Belt (East Division)	Conference	Mountain West
Brooks Stadium (20,000)	Stadium (Capacity)	CEFCU Stadium (21,520)
Tim Beck	Head Coach	Brent Brennan
7-5 (First season)	Head Coach's Record at School	34-47 (7th season)
same	Head Coach's Overall Record	same
0-0 vs. San Jose State	Head Coach Versus Opponent	0-0 vs. Coastal Carolina
Multiple	Basic Offense	Multiple
28.0 (7th/60th)	Points Per Game (Conference/National Ranking)	33.3 (3rd/30th)
156.1 (8th/69th)	Rushing Yards Per Game (Conference/National Ranking)	186.2 (5th/27th)
266.8 (5th/32nd)	Passing Yards Per Game (Conference/National Ranking)	219.8 (7th/72nd)
422.9 (5th/39th)	Total Yards Per Game (Conference/National Ranking)	406.0 (5th/49th)
Multiple	Basic Defense	Multiple
24.7 (3rd/56th)	Points Allowed Per Game (Conference/National Ranking)	25.8 (5th/61st)
168.5 (9th/97th)	Rushing Yards Allowed Per Game (Conference/National Ranking)	172.9 (10th/ 102nd)
211.5 (3rd/44th)	Passing Yards Allowed Per Game (Conference/National Ranking)	181.7 (2nd/14th)
380.0 (5th/66th)	Total Yards Allowed Per Game (Conference/National Ranking)	354.6 (2nd/45th)

### SERIES HISTORY

Series Record (Streak):	N/A
at Coastal Carolina (Streak):	N/A
at San Jose State (Streak):	N/A
Neutral Sites (Streak):	N/A
Last Meeting:	N/A

**MEDIA INFORMATION**

<b>SUNDAY</b>	<b>MONDAY</b>	<b>TUESDAY</b>	<b>WEDNESDAY</b>	<b>THURSDAY</b>	<b>FRIDAY</b>	<b>SATURDAY</b>
4 - 7 p.m. ET Practice	Sun Belt Teleconference Tim Beck 11:37 a.m. ET	9:00 - 11 a.m. ET Practice	9:00 - 11 a.m. ET Practice	9:00 - 11 a.m. ET Practice	8:50 - 10:50 a.m. ET Practice	9:55 - 11:55 ET Practice
	OFF	7 - 8 p.m. ET Coach Beck Radio Show at Walk-On's	Noon Weekly Press Conference	No media	No media	No media

**MEDIA SERVICES**

The 2023 Coastal Carolina Football Media Guide is published primarily as a source of information for members of the media. Requests for additional information, interviews, and photographs should be directed to the Coastal Carolina athletics media relations office.

Football game notes and statistics are updated regularly throughout the season. Access to this information can be achieved by accessing the official Coastal Carolina University Athletics website at [www.GoCCUsports.com](http://www.GoCCUsports.com). The media relations staff will email weekly releases to members of the media provided they have your most up-to-date email.

**MEDIA AVAILABILITY**

**Monday:** Head coach Tim Beck participates in the Sun Belt's weekly head coaches zoom teleconference each Monday morning.

**\* NOTE THAT THE BELOW DAYS AND TIMES WILL CHANGE ON WEEKS WITH MIDWEEK GAMES. \***

**Tuesday and Wednesday:** Coaches and student-athletes will be available after practices on Tuesdays and Wednesdays between 11:30 a.m. - Noon (ET). Media members must provide a 24-hour notice and be approved ahead of time. Contact Darrell Orand ([dorand@coastal.edu](mailto:dorand@coastal.edu)) with ALL requests.

\* Phone/Zoom interviews will be filled as his schedule permits.

**Wednesday:** Coastal's weekly press conference will be on Wednesdays at noon (ET) on Saturday game weeks. We will return to in-person interviews but will also have a zoom option. Contact Darrell Orand ([dorand@coastal.edu](mailto:dorand@coastal.edu)) for the zoom information each week.

**Saturday (Gamedays):** Postgame availability only. Members of the Coastal Carolina athletics media relations staff will escort media representatives to the appropriate postgame interview areas with five minutes remaining in the game. The Coastal Carolina locker room, home or away, is closed to the media at all times.

Following home games, Coastal Carolina head coach Tim Beck and select Chanticleer players will be brought to the team room for postgame press conferences. The team room is located on the third floor of the Marrio & Josh Norman Field House located on the North side of the stadium. Interview requests will be collected at the beginning of the fourth quarter.

For games in Conway, the opposing head coach will meet with the media directly outside of the locker room in the southeast corner of Brooks Stadium. A representative from the Coastal Carolina athletics media relations staff will be on hand to assist the media in finding this area. Interviews with the head coach and players from the visiting team will be based on the postgame policy of the visiting institution and SID.

**MEDIA CREDENTIALS**

Media credentials will be **LIMITED** again for the 2023 season and issued **ONLY** to working members of the media. Requests for media credentials for Coastal Carolina University home games should be made in writing (preferably email) to Assistant Director for Media Relations Royce Dunnivan ([rdunnivan@coastal.edu](mailto:rdunnivan@coastal.edu)).

Priority is given to daily newspapers (by circulation), television stations, and radio stations that program sports for more than half of their daily broadcast schedules. A credential does not guarantee a seat and access to the team bench area is prohibited at all times. Press credentials will **NOT** be issued to spouses, friends, or children.

Media members can claim credentials 90 minutes before each game at the **Media/ Staff Entrance Gate next to Gate 1** (next to the entrance of the Marrio & Josh Norman Field House). A photo ID is required.

**Single-Game Requests:** Requests must be made at least one week in advance of the contest. No credentials will be granted after Thursday of game week.

**Media Parking:** A limited number of media parking spaces at various locations around Brooks Stadium are available. Please include parking requests along with credential requests.

**Press Box:** The Brooks Stadium Press Box is located on the fourth floor of the east side of the stadium. It includes space for working members of the press, as well as scoreboard and play clock officials. Access to the press box is via the stairs and elevator on the east side of the stadium. In accordance with the working code of the College Sports Information Directors of America (CoSIDA) and the Football Writers Association of America (FWAA), the press box is a working area and cheering will be grounds for removal.

**Sidelines:** Photographers and videographers at practice and games are **NOT** permitted to use tripods. However, a monopod may be used. Photographers must shoot solely for the affiliation for which they are credentialed — photos are not to be taken for personal social media nor for any other distribution (players/family members, etc.) to ensure no NCAA regulations are being broken.

All media on the sidelines **MUST** have their credential in full display, stay within the designated dotted lines, and are restricted from being in either team bench area. Sideline media passes are good for the sidelines and access to the press box for a working area.


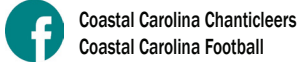
**COLLEGEPRESSBOX.COM**

CollegePressBox.com is an official media website for Coastal Carolina and Sun Belt Conference schools. Access and download weekly game notes, roster cards, statistics, media guides, coach or player head shots, and more for the Sun Belt and each of its member institutions throughout the season. Login information will be distributed to accredited media, or you can apply for a password by sending an E-Mail to [password@collegepressbox.com](mailto:password@collegepressbox.com). The login will also give you access to all 10 Football Bowl Subdivision conference partners and independents.

MEDIA INFORMATION

THE WEB AND SOCIAL MEDIA

The official website of Coastal Carolina athletics is updated daily with the latest on Chanticleer sports. It provides the most up-to-date schedules, rosters, statistics, and biographies on every student-athlete and coach. Fans and media are also encouraged to follow the team on its social media platforms. Coastal Carolina football will tweet live in-game updates during every game.



SBC FOOTBALL 365

SBC Football 365—the Sun Belt’s around-the-clock source for all things football will promote the conference’s 14 football programs year-round through video and written content. The SBC Football 365 page on SunBeltSports.org includes a 24/7 video player, alongside stadium tours, condensed games, and gameday central resources, such as game notes and where to watch links.



CHANTICLEERS ON THE AIR

**Video:** All of Coastal’s home games will be video streamed live this season as part of the Sun Belt television package on ESPN+ if not nationally televised.

Games that are scheduled to be video streamed can be found on the football schedule page at [www.GoCCUsports.com](http://www.GoCCUsports.com).

**Radio:** All of Coastal’s football games will be aired on the radio in 2023. WRNN Hot Talk 99.5 FM will serve as the flagship home for Coastal Carolina football once again this season.

Audio of all Coastal football games can also be heard via an Internet stream at <https://wrnn.net/>



COACH BECK RADIO SHOW

The Coach Beck Radio show will take place at Walk-On’s Sports Bistreaux located off of HWY 501 and will air LIVE on the radio at WRNN Hot Talk 99.5 FM, on the WRNN 99.5 FM Myrtle Beach TuneIn App, and online at <https://wrnn.net/> on Tuesday nights from 7-8 p.m. ET this fall.

Fans are invited to attend the show live from Walk-On’s Sports Bistreaux each and every Tuesday night for food, fellowship, and football.

Show Dates

- August 29
- September 5
- September 12
- September 19
- September 26
- October 3
- October 10 – NO SHOW as the Chants will play at App State
- October 17
- October 24
- October 31
- November 7
- November 14
- November 21



WHAT IS A CHANTICLEER?



A Chanticleer (SHON-ti-cleer) gives Coastal Carolina University one of the most unique nicknames in all of sports. Chanticleer comes from Chaucer’s Canterbury Tales and came to the University when it was a member of the University of South Carolina system.

A Chanticleer is a rooster who rules the barnyard with cunning and wit. His competitiveness never wanes as he battles to the end, using his brains to come out on top every time.

**COASTAL CAROLINA BY THE NUMBERS**

**4**

The number of times Coastal Carolina has earned a bowl berth.

**7**

Coastal Carolina has reached the seven-win mark for the fourth consecutive season.

**13**

The Chanticleers rank 13th nationally with three defensive touchdowns this season.

**16**

Where the Chants are ranked nationally in completion percentage despite playing four different quarterbacks.

**21**

Coastal Carolina has forced 21 turnovers this season, which ranks 20th nationally.

**A COASTAL WIN WOULD ...**

- give Coastal Carolina its second bowl win in program history;
- give the Chanticleers at least eight wins for the fourth consecutive season;
- be the Chants' first victory ever over a program from the state of California;
- make Tim Beck just the second coach in program history to win a postseason game in his first season;
- give the Chants their first win in December since 2021;

**A COASTAL LOSS WOULD ...**

- give the Chanticleers six losses in a season for the first time since 2019;
- be Coastal's second consecutive bowl loss;

**TOP 25 POLLS**

**AP TOP 25**

AP TOP 25	Rk	Team	Record	Points
1.	Michigan (51)	13-0	1539	
2.	Washington (11)	13-0	1499	
3.	Texas	12-1	1375	
4.	Florida State	13-0	1358	
5.	Alabama	12-1	1329	
6.	Georgia	12-1	1256	
7.	Ohio State	11-1	1185	
8.	Oregon	11-2	1119	
9.	Missouri	10-2	1014	
10.	Penn State	10-2	960	
11.	Ole Miss	10-2	944	
12.	Oklahoma	10-2	867	
13.	LSU	9-3	823	
14.	Arizona	9-3	740	
15.	Notre Dame	9-3	634	
16.	Louisville	10-3	584	
17.	SMU	11-2	432	
18.	Liberty	13-0	424	
19.	N.C. State	9-3	377	
20.	Iowa	10-3	356	
21.	Oregon State	8-4	309	
22.	Oklahoma State	9-4	256	
23.	Tulane	11-2	201	
24.	James Madison	11-1	177	
25.	Tennessee	8-4	98	



**Coaches Poll**

Coaches Poll	Rk	Team	Record	Points
1.	Michigan (51)	13-0	1535	
2.	Washington (8)	13-0	1482	
3.	Florida State	13-0	1358	
t-4.	Texas	12-1	1351	
t-4.	Alabama (3)	12-1	1351	
6.	Georgia	12-1	1275	
7.	Ohio State	11-1	1187	
8.	Oregon	11-2	1092	
9.	Missouri	10-2	1023	
10.	Penn State	10-2	952	
11.	Ole Miss	10-2	932	
12.	Oklahoma	10-2	898	
13.	LSU	9-3	796	
14.	Arizona	9-3	707	
15.	Louisville	10-3	642	
16.	Notre Dame	9-3	633	
17.	Iowa	10-3	426	
18.	N.C. State	9-3	423	
19.	SMU	11-2	375	
20.	Liberty	13-0	315	
21.	Oklahoma State	9-4	299	
22.	Oregon State	8-4	295	
23.	Tennessee	8-4	226	
24.	Tulane	11-2	138	
25.	James Madison	11-1	114	

**2023 STATISTICAL LEADERS**

PASSING	GP	COMP-ATT-INT	YARDS	PCT.	TD	LONG	AVG./G
Grayson McCall	7	151-224-6	1919	67.4	10	63	274.1
Jarrett Guest	6	44-61-2	696	72.0	7	64	116.0

RUSHING	GP	ATT.	NET	AVG.	TD	LONG	AVG./G
Braydon Bennett	11	86	381	4.4	5	21	34.6
Ethan Vasko	7	46	318	6.9	2	75	45.4
CJ Beasley	11	68	262	3.9	2	21	23.8
Jared Brown	12	15	252	16.8	1	77	21.0

RECEIVING	GP	NO.	YARDS	AVG.	TD	LONG	AVG./G
Sam Pinckney	12	64	904	14.1	7	52	75.3
Jared Brown	12	58	740	12.8	4	59	61.7
Jameson Tucker	12	19	395	20.8	3	51	32.9
Kendall Karr	12	21	232	11.1	4	32	19.3

TACKLES	GP	SOLO	ASSISTED	TOTAL	TFL/YDS	SACKS/YDS	INT
Clayton Isbell	12	47	39	86	4.5 (-9)	1.0 (-2)	3 (29)
JT Killen	12	22	43	65	3.0 (-4)	--	1 (30)
Micheal Mason	12	22	43	65	9.5 (-55)	6.0 (-49)	--
Juan Powell	11	31	24	55	5.0 (-27)	--	--



GAME NOTES

**GOING BOWLING**

• Coastal Carolina is looking to win its second bowl game as an FBS program.

• The Chants are the first FBS team from the Palmetto State to play a game in Hawai'i since 1981.

• Coastal is searching for its sixth postseason win in program history.

**FOURTH HEAD COACH IN PROGRAM HISTORY**

• **Tim Beck** was named the fourth head football coach in Coastal Carolina history on Dec. 4, 2022.

• An experienced leader with 35 years of coaching experience, Beck brings with him 18 years of Power 5 coaching experience to CCU, including spending the last 12 years as an offensive coordinator at Nebraska, Ohio State, Texas, and NC State.

• The offensive coordinator and quarterbacks coach at NC State for each of the last three seasons (2020-22), Beck helped lead the Wolfpack to three-consecutive eight-plus win seasons, three-straight bowl appearances, and a combined record of 25-11.

• As a collegiate coach, he has helped guide teams to 17 postseason bowl games, including last season. Beck has also coached in a postseason bowl game in every year since 2007, including helping Ohio State compete in the College Football Playoff in 2016.

**POSTSEASON ALL-CONFERENCE HONORS**

• Seven different Chanticleers earned All-Sun Belt Conference honors following the regular season.

• Wide receiver **Sam Pinckney** earned second team honors, while offensive lineman **Will McDonald** and safety **Clayton Isbell** received third team accolades.

• Offensive lineman **Nick Del Grande**, wide receiver **Jared Brown**, defensive lineman **Micheal Mason**, and defensive back **Matthew McDoom** were honorable mention selections.

**RECEIVING VOTES**

• Coastal Carolina received three votes in the Associated Press (AP) Top 25 Preseason Poll on Aug. 14.

• Coastal was ranked in both the Associated Press (AP) and USA Today Sports AFCA Coaches Top 25 polls for 11 straight weeks in 2020 and 11 straight weeks in 2021.

• The Chants were one of just three Sun Belt

Conference teams to earn a spot in the top 25 polls last year in 2022. Coastal was ranked in both top 25 polls at No. 23 for week 12 and 13 of last season.

**PRESEASON SUN BELT ACCOLADES**

• Coastal Carolina's **Grayson McCall** was named the Preseason Offensive Player of the Year for the third consecutive season and is coming off a historical three-straight Sun Belt Conference Player of the Year honors (2020, 2021, and 2022).

• On top of his preseason player of the year honor, McCall was joined on the Preseason All-Sun Belt first team by wide receivers **Jared Brown** and **Sam Pinckney**, as well as linebacker **JT Killen**.

• Earning a spot on the preseason All-Sun Belt second team were offensive lineman **Will McDonald** and return specialist **Matthew McDoom**.

**2023 CCU CAPTAINS**

• Coastal Carolina has named the captains for the 2023 season.

NO.	NAME	CLASS
10	Grayson McCall	R-Sr.
21	JT Killen	R-Sr.
15	Sam Pinckney	S-Sr.
99	Kennedy Roberts	S-Sr.

**CONFERENCE EXPECTATIONS**

• In the 2023 Sun Belt Conference Football Preseason Coaches Poll, the Chants were picked to finish third in the East Division behind James Madison and App State.

• The Chanticleers garnered three first-place votes and a total of 71 points to place ahead of Marshall (68 points), Georgia Southern (52), Georgia State (31), and Old Dominion (17).

• Troy (92), the defending 2022 Sun Belt Conference Champions, was picked to win the West Division, receiving 10 first-place votes.

**2023 SUN BELT CONFERENCE FOOTBALL PRESEASON COACHES POLL**

**East Division**

1. James Madison – 78 Points (4)
2. App State – 75 Points (4)
3. Coastal Carolina – 71 Points (3)
4. Marshall – 68 Points (2)
5. Georgia Southern – 52 Points (1)
6. Georgia State – 31 Points
7. Old Dominion – 17 Points

**West Division**

1. Troy – 92 Points (10)

2. South Alabama – 85 Points (4)
3. Louisiana – 64 Points
4. Southern Miss – 62 Points
5. Texas State – 36 Points
6. Arkansas State – 33 Points
7. ULM – 20 Points

**THREE OF A KIND**

• Named the 2022 Sun Belt Conference Player of the Year, Coastal Carolina's **Grayson McCall** made history, as he is the first football student-athlete to win the Conference Player of the Year award three times in football in the history of the Sun Belt Conference.

• McCall is part of an elite company, as he is one of just two student-athletes to win the Conference Player of the Year Award three straight years in an FBS Conference in NCAA history, joining Herschel Walker of the SEC.

**CONFERENCE PLAYER OF THE YEAR YEARS**

Herschel Walker (SEC)	1980, 1981, 1982
Grayson McCall (SBC)	2020, 2021, 2022

• However, five other players have won either their conference's Offensive or Defensive Player of the Year Award three consecutive years at the FBS (Division I-A) level in Donovan McNabb (Big East - Offense), Greg Garnica (MAC - Defense), Brian McClure (MAC - Offense), Jerome Persell (MAC - Offense), and Chuck Ealey (MAC - Offense).

**OFFENSIVE PLAYER OF THE YEAR YEARS**

Chuck Ealey (MAC)	1969, 1970, 1971
Jerome Persell (MAC)	1976, 1977, 1978
Brian McClure (MAC)	1983, 1984, 1985
Donovan McNabb (Big East)	1996, 1997, 1998

**DEFENSIVE PLAYER OF THE YEAR YEARS**

Greg Garnica (MAC)	1987, 1988, 1989
--------------------	------------------

**NEW CHANTS**

• The Chanticleers have a total of 52 new players this season, highlighted by 29 transfers.

**NEWCOMERS BREAKDOWN**

LEVEL	TOTAL
Power 5	10
Group of 5	3
FCS	5
Other	7
Junior College	5
True Freshmen	22

**NEW NUMBER, WHO THIS?**

• Coastal has had a few returners from last season switch numbers this season.

Offense	2022 #	2023 #
---------	--------	--------

GAME NOTES

Max Balthazar	13	3
Logan Mauldin	20	21
Donnell Wilson	56	55
John Grant III	49	86

<b>Defense</b>	<b>2022 #</b>	<b>2023 #</b>
Brayln Ryan	40	42

**HASHTAG #WINNING**

• With their 7-5 record this season, the Chants are 38-12 overall since the start of the 2020 season.

• The 38-12 record since the start of the 2020 season is tied for the fourth-most wins in all of FBS football, behind only Georgia, Alabama, Ohio State, Michigan, Liberty, Notre Dame, and Clemson.

**Best Record Since 2020**

TEAM	OVERALL
Georgia	49-4
Alabama	49-5
Ohio State	40-6
Michigan	40-7
Liberty	39-11
Notre Dame	39-11
Clemson	39-12
<b>Coastal Carolina</b>	<b>38-12</b>
UTSA	38-14
Oklahoma	36-13
Oklahoma State	36-15

\*Since the start of the 2020 season

**CHANTS IN PRIME TIME**

• Coastal Carolina has played seven nationally-televised games this season.

**Nationally Televised Games (Scheduled)**

09/02/23	at UCLA	ESPN
09/21/23	Georgia State	ESPN
09/30/23	at Georgia Southern	NFL Network
10/10/23	at Appalachian State	ESPN2
10/28/23	Marshall	NFL Network
11/18/23	at Army	CBS Sports Network
11/25/23	James Madison	ESPN2

**TV CHANTS**

• The Chanticleers are no strangers to playing on the national stage, as 31 of their last 50 games in the past three seasons have been carried live on national television.

**Chants on National TV**

DATE	OPPONENT	NETWORK
09/12/20	at Kansas	Fox Sports 1 (FS1)
09/18/20	Campbell	ESPN
10/03/20	Arkansas State	ESPN2
10/14/20	at #21 Louisiana	ESPN
10/24/20	Georgia Southern	ESPNU
10/31/20	at Georgia State	ESPNU
11/07/20	South Alabama	ESPNU
11/21/20	Appalachian State	ESPN

11/21/20	#8 BYU	ESPNU
12/26/20	vs. #23 Liberty	ESPN
09/10/21	Kansas	ESPN2
09/18/21	at Buffalo	ESPN2
10/07/21	at Arkansas State	ESPNU
10/20/21	at Appalachian State	ESPN2
10/28/21	Troy	ESPN2
12/17/21	vs. Northern Illinois	ESPN2
09/22/22	at Georgia State	ESPNU
10/15/22	Old Dominion	ESPNU
10/29/22	at Marshall	NFL Network
11/03/22	Appalachian State	ESPN
11/12/22	Southern Miss	ESPNU
11/26/22	at James Madison	ESPNU
12/03/22	at Troy	ESPN
12/27/22	vs. East Carolina	ESPN
09/02/23	at UCLA	ESPN
09/21/23	Georgia State	ESPN
09/30/23	at Georgia Southern	NFL Network
10/10/23	at Appalachian State	ESPN2
10/28/23	Marshall	NFL Network
11/18/23	at Army	CBS Sports Network
11/25/23	James Madison	ESPN2

**SEASON OPENER SUCCESS**

• Coastal Carolina is 13-7 all-time in season openers in the program's 20-year history.

• CCU is 6-2 in season openers at home inside Brooks Stadium, including a 21-14 win over Newberry in the program's inaugural game in 2003.

• The Chants are 4-2 in season openers in their brief FBS history, with wins over UMass (2017), Kansas (2020), The Citadel (2021), and Army (2022) last season.

• The last time the Chanticleers opened the season on the road, CCU went to Lawrence, Kansas, and defeated the Kansas Jayhawks.

DATE	OPPONENT	RESULT
09/06/03	Newberry	W, 21-14
09/04/04	at Morehead State	W, 28-7
09/03/05	at Elon	W, 17-10
09/03/06	Elon	L, 20-23
09/01/07	at Delaware State	L, 18-23
08/30/08	at #22 Penn State	L, 10-66
09/03/09	at Kent State	L, 0-18
09/04/10	at #25 West Virginia	L, 0-31
09/03/11	Furman	W, 30-23
09/01/12	North Carolina A&T	W, 29-13
08/31/13	at South Carolina State	W, 27-20
08/30/14	at The Citadel	W, 31-16
09/05/15	at Furman	W, 38-35
09/03/16	at Lamar	W, 38-14
09/02/17	UMass	W, 38-28
09/01/18	at South Carolina	L, 15-49
08/31/19	Eastern Michigan	L, 23-30
09/12/20	at Kansas	W, 38-23
09/02/21	The Citadel	W, 52-14
09/03/22	Army	W, 38-28

**NEW SEASON, NEW FOE, CHANTS SPLIT WITH NEW FOES**

• Coastal Carolina faced two first-time opponents in UCLA and Duquesne.

• The Chants split in the two games opening the season with a loss at UCLA and defeating Duquesne.

**First-Time Opponents in 2023**

DATE	OPPONENT	RESULT
09/02/23	at UCLA	L, 13-27
09/16/23	Duquesne	W, 66-7

• Since 2019, Coastal is 9-3 versus first-time foes, one loss coming in the 2019 season-opener versus Eastern Michigan (Aug. 31, 2019) and the other one last time out in the 2022 TicketSmarter Birmingham Bowl versus East Carolina (Dec. 27, 2022).

**CCU Versus First-Time Opponents Since 2019**

DATE	OPPONENT	RESULT
08/31/19	Eastern Michigan	L, 23-30
09/07/19	at Kansas	W, 12-7
09/14/19	Norfolk State	W, 46-7
12/05/20	#8 BYU	W, 22-17
09/18/21	at Buffalo	W, 28-25
12/17/21	vs. Northern Illinois	W, 47-41
09/03/22	Army	W, 38-28
10/29/22	at Marshall	W, 24-13
11/12/22	Southern Miss	W, 26-23
12/27/22	vs. East Carolina	L, 29-53
09/02/23	at UCLA	L, 13-27
09/16/23	Duquesne	W, 66-7

**NON-CONFERENCE WINNING STREAK**

• Before CCU's loss at UCLA to open the season, the Chants had won 13 consecutive non-conference regular season games.

• With CCU's three non-conference regular-season wins last season over Army (Sept. 3), Gardner-Webb (Sept. 10), and Buffalo (Sept.17), the Chants were on a 13-game winning streak in regular-season non-conference play.

• Coastal's non-conference game at Virginia last year set for Nov. 19, 2022, was canceled.

• Before UCLA, the Chanticleers' last non-conference regular-season loss came to Eastern Michigan (30-23) in the 2019 season opener back on Aug. 31, 2019.

**Regular-Season Non-Conference Winning Streak**

DATE	OPPONENT	RESULT
09/07/19	at Kansas	W, 12-7
09/14/19	Norfolk State	W, 46-7
09/21/19	at UMass	W, 62-28
09/12/20	at Kansas	W, 38-23

GAME NOTES

09/18/20	Campbell	W, 43-21
12/05/20	#8 BYU	W, 22-17
09/02/21	The Citadel	W, 52-14
09/10/21	Kansas	W, 49-22
09/18/21	at Buffalo	W, 28-25
09/25/21	UMass	W, 53-3
09/03/22	Army West Point	W, 38-28
09/10/22	Gardner-Webb	W, 31-27
09/17/22	Buffalo	W, 38-26
09/02/23	at UCLA	L, 13-27

**THREE IN A ROW**

• After losing each of their first seven contests versus Power 5 opponents, including the first five as an FCS member (2003-15), CCU had won three straight games versus Power 5 foes before facing UCLA.

**Regular-Season Non-Conference Winning Streak**

DATE	POWER 5 FOE	RESULT
09/07/19	at Kansas	W, 12-7
09/12/20	at Kansas	W, 38-23
09/10/21	Kansas	W, 49-22

• The three consecutive wins over Power 5 foes was the longest current winning streak by a Group of 5 team in the nation when the season started.

**COASTAL VERSUS THE POWER 5**

• Coastal Carolina is 3-8 all-time versus teams out of the Power 5 conferences, with the three wins coming over Kansas in three of the last four years.

DATE	POWER 5 FOE	RESULT
08/30/08	at #22 Penn State	L, 10-66
10/31/09	at Clemson	L, 3-49
09/04/10	at #25 West Virginia	L, 0-31
09/17/11	at Georgia	L, 0-59
11/23/13	at #11 South Carolina	L, 10-70
11/04/17	at Arkansas	L, 38-39
09/01/18	at South Carolina	L, 15-49
09/07/19	at Kansas	W, 12-7
09/12/20	at Kansas	W, 38-23
09/10/21	Kansas	W, 49-22
09/02/23	at UCLA	L, 13-27

• After losing each of their first seven contests versus Power 5 opponents, including the first five as an FCS member (2003-15), CCU won three straight games versus Power 5 foes before losing at UCLA.

**CHANTS ON GRASS**

• Coastal is now 85-31 overall in games played on natural grass in the program's 20-year history, having played their home games at Brooks Stadium on a natural grass playing surface from 2003-14.

• The last time that the Chanticleers played on natural grass was at UCLA to open the season.

• CCU last played on grass for a road game in the season opener in 2018, as the Chants fell to South Carolina (Sept. 1) 49-15 at Williams Brice Stadium in Columbia, S.C.

**CCU on Natural Grass**

at Home (2003-14)	52-17 (.754)
on the Road	32-14 (.709)
at Neutral Site	1-0 (1.000)

**SCOUTING THE SPARTANS OF SAN JOSE STATE**

• San Jose State is 7-5 this season and is coming off a 37-31 win at UNLV.

• This season marks the first time in SJSU history that the Spartans have become bowl eligible after starting a season 1-5.

• SJSU enters the Hawai'i Bowl on a six-game winning streak, the longest for the Spartans since winning seven consecutive games to begin the 2020 campaign.

• San Jose State is bowling for the third time in four seasons, a first in program history.

• Head coach Brent Brennan is the first head coach in Spartan history to lead San Jose State to three bowl games.

• The Spartans have outscored their opponents 232-107 during their six-game winning streak, including a 125-46 advantage in the second half.

• SJSU has lost only eight turnovers this season, good for seventh in the nation and best in the Mountain West.

• San Jose State enters the game with a +13 turnover margin, which ranks third nationally and first in the conference.

• The Spartans special teams have two blocked punts, including one for a touchdown, have returned a punt for a touchdown, have recovered three onside kicks, and have recovered two fumbles on kickoffs.

• SJSU has run for at least 150 yards in every game during its current win streak and eight times overall this season.

• San Jose State has run for 100 yards or more in 10 games this season, the most for the program in a single season since 2017.

• Running back Kairee Robinson is tied for third in the country with 18 rushing touchdowns.

• Quarterback Chevan Cordeiro is the

Mountain West's all-time leader in yardage gained with 13,537 yards.

• Cordeiro is tied with Derek Carr for the fourth-most touchdown passes in conference history with 87, including 19 this season.

OFFENSIVE NOTES

**PINCKNEY'S PLACE IN HISTORY**

• Wide receiver **Sam Pinckney** set the NCAA's FBS record for consecutive games with a catch in the win against Texas State, catching a pass in his 55th consecutive contest.

• Pinckney enters the contest with 57 consecutive games with a reception.

• Pinckney broke the record set by Central Michigan's Bryan Anderson from 2006-09.

**VASKO SAYS HELLO**

• Quarterback **Ethan Vasko** made the most of his first career start at Old Dominion, totaling 350 yards and two touchdowns.

• Vasko rushed for 180 yards, the most ever by a Chanticleer quarterback in a single game.

**BE OUR GUEST**

• Quarterback **Jarrett Guest** had a career day in his first start of the season, throwing for 289 yards and three touchdowns while rushing for 36 yards against Marshall.

• Guest became the first Chanticleer quarterback to throw for three touchdowns in a game since the 2022 Sun Belt Conference championship game.

**POSSESSION DOMINATION**

• Coastal Carolina held the ball for 36:38 in the win at Arkansas State, winning the time of possession battle by 13:16.

• CCU's 13:16 advantage was its highest of the season and the most since the Chants outposessed Appalachian State by 15:52 in 2022.

**MCCALL'S CAREER DAY**

• Quarterback **Grayson McCall** had the most prolific passing day of his career at Appalachian State, throwing for a career-high 373 yards.

• McCall completed 19-of-28 passes for two touchdowns and connected on his first nine attempts in the win.

• McCall was named Sun Belt Offensive Player of the Week for his performance.

• He also was named a Manning Award Star of the Week.

**PINCKNEY AT THE TOP OF THE NATION**

• Wide receiver **Sam Pinckney** is one of the top wide receivers in not only the Sun Belt Conference but in the country as well.

• Pinckney has caught a pass in 25 consecutive games at CCU.

• Before his transfer to CCU Pinckney had caught a pass in 32 consecutive games at Georgia State.

**BENNETT REACHES 1,000**

• **Braydon Bennett** rushed for 114 yards in the game at Georgia Southern.

• Bennett entered the season with 766 career rushing yards, needing 234 yards to reach 1,000.

• He reached the mark in his 26th game and has shared the backfield with several All-Sun Belt performers, and last season only played in four games due to injuries.

• He enters today with 1,147 rushing yards and 13 touchdowns, while averaging 6.3 yards per rush on 182 carries.

• He also has added 49 career receptions for another 579 yards and two scores.

• He averages 11.8 yards per reception.

**SAME AGENDA IN 2023**

• Despite the new coaches and the new scheme, the offense has the same agenda, trust redshirt senior quarterback **Grayson McCall** to get the ball to the playmakers in space.

**IT STARTS WITH #10**

• The offense starts with quarterback **Grayson McCall**, who has spearheaded the prolific offense for the Chanticleers the last three years.

• Over his previous three seasons as the starter, McCall completed 70 percent of his pass attempts (555-of-788) for 8,061 yards, 77 touchdowns, and just eight interceptions.

• He also rushed for 1,054 yards and 17 touchdowns on the ground.

**McCall's Career Statistics**

	C-A-I	Yds.	TDRushes	Yds. TD	Total	Off.
2019 *	2-4-0	25	1	2	11	0
2020	172-250-3	2488	26	111	569	7
2021	176-241-3	2873	27	93	290	4
2022	207-297-2	2700	24	91	195	6
2023	151-224-6	1919	10	53	48	1
<b>Total</b>	<b>710-1016-14</b>	<b>10005</b>	<b>88</b>	<b>350</b>	<b>1113</b>	<b>18</b>

*\*played in two games off the bench - redshirt season*

• With his two touchdown passes against Arkansas State, McCall has now thrown at least one touchdown pass in 30-straight regular-season games beginning with a touchdown pass

on Dec. 12, 2020. He has also thrown at least one touchdown pass in 39 of the 42 games in which he has played.

**MCCALL ENTERS ELITE STATUS**

• **Grayson McCall's** 88 career touchdown passes has him tied with Sam Bradford (Oklahoma), Layne Hatcher (Ball State), Cody Kessler (USC), Chris Leak (Florida), Jordan Palmer (UTEP), Tim Tebow (Florida), and Dorian Thompson-Robinson (UCLA) at the FBS level.

**10K FOR MCCALL**

• **Grayson McCall** became the 146th player in NCAA history to pass for 10,000 career yards in the win at Arkansas State.

**MCCALL ENTERS MORE ELITE STATUS**

• **Grayson McCall's** 106 career touchdowns responsible for has him tied for 65th in NCAA FBS history with Brett Hundley (UCLA), Kevin Kolb (Houston), Michael Penix, Jr. (Washington), and Keith Wenning (Ball State).

**TWO (OR MORE) ARE BETTER THAN ONE**

• With his two touchdown passes at Arkansas State, **Grayson McCall** has thrown for two or more touchdown passes in 28 different games over his 42-game career at Coastal Carolina.

• He has thrown for three touchdown passes in 12 games.

• McCall has also thrown for four touchdowns in four games and has thrown five touchdowns in one game.

**GRAYSON = WINNER**

• In his career at CCU, **Grayson McCall** has done nothing but win.

• Since becoming the starter in his redshirt freshman season in 2020, McCall is 32-8 overall as a starter.

• In 24 starts versus Sun Belt Conference opponents, including the 2022 Sun Belt Conference Championship game at Troy, McCall is 19-5 overall.

**QB1 = BEST IN THE BELT**

• For the third consecutive season, Coastal Carolina quarterback **Grayson McCall** was named the Sun Belt Conference Player of the Year in 2022.

• With his third-straight Conference Player of the Year honor, McCall became the first student-athlete in the history of football in the Sun Belt to pick up three Player of the Year Award honors.



OFFENSIVE NOTES

Multiple SBC Player of the Year Winners

PLAYER, SCHOOL	Years
Brandon Kennedy, North Texas	2002, 2003
Ryan Aplin, A-State	2011, 2012
Ja'Von Rolland-Jones, A-State	2016, 2017
Grayson McCall, Coastal	2020, 2021, 2022

THE REAL MCCALL

• The only three-time Sun Belt Conference Player of the Year, **Grayson McCall** has done it all for the Chanticleers the last three years.

• McCall posted a record-setting season in 2021, as the Coastal quarterback set a new NCAA Division I FBS record in passing efficiency rating at 207.6, eclipsing the previous two records set by Alabama's Mac Jones (203.1) in 2020 and LSU's Joe Burrow (202.0) in 2019.

• McCall, the 2021 Blanchard-Rogers Trophy winner, an award given out to the best player in the state of South Carolina, ranked in the top 25 in all of NCAA Division I FBS in 2021 in several offensive categories. He ranked in the top 25 in passing efficiency (207.6), yards per pass attempt (11.92), completion percentage (73.0), passing yards per completion (16.32), points responsible for per game (17.6), passing touchdowns (27), passing yards per game (261.2), total offense per game (287.5), and points responsible for (194).

ONE FOR THE AGES

• **Grayson McCall** topped an outstanding 2020 season with an even better 2021 season, perhaps the best by a quarterback in Coastal Carolina program history.

• McCall set a new CCU single-game record with a perfect completion rate of 100 percent (13-of-13) versus ULM (Oct. 2, 2021) and tied the single-game record with five passing touchdowns versus Texas State (Nov. 20, 2021).

• The N.C. native also set the NCAA Division I FBS and CCU single-season record in passing efficiency (207.6), as well as the CCU single-season record in pass completion percentage (73.0) and average yards per completion (16.3).

BEING ELITE IN 2021

• McCall ranked among the nation's leaders in several statistical categories in 2021.

STAT	#	NCAA
Passing Efficiency	207.6	1st
Yards Per Pass Attempt	11.92	1st
Passing Yards Per Completion	16.32	2nd
Completion Percentage	73.0	2nd
Points Responsible For Per Game	17.6	13th
Passing Yards Per Game	261.2	18th
Passing TDs	27	18th
Total Offense Per Game	287.5	21st

Points Responsible For	194	21st
Passing Yards	2,873	42nd

BEING ELITE (AGAIN) IN 2022

• McCall again ranked among the nation's leaders in several statistical categories last year in 2022, despite missing two games.

STAT	#	NCAA
Completion Percentage	69.7	3rd
Passing Efficiency	171.4	3rd
Yards Per Pass Attempt	9.09	5th
Points Responsible For Per Game	16.4	18th
Passing Touchdowns	24	29th
Passing Yards Per Completion	13.04	30th
Points Responsible For	180	32nd
Passing Yards Per Game	245.5	39th
Total Offense	263.2	40th

• McCall's touchdown to interception ratio of 24:2 was one of the best in the country among all FBS quarterbacks for the year.

QB	TD	INT
Hendon Hooker (Tennessee)	27	2
<b>Grayson McCall (CCU)</b>	<b>24</b>	<b>2</b>
Kurtis Rourke (Ohio)	25	4
Caleb Williams (USC)	42	5
Bryce Young (Alabama)	32	5
Holton Ahlers (East Carolina)	28	5
Michael Pratt (Tulane)	27	5
Todd Centeio (James Madison)	25	5
N'Kosi Perry (FAU)	25	5
Jordan Travis (Florida State)	24	5
KJ Jefferson (Arkansas)	24	5
C.J. Stroud (Ohio State)	41	6
Jalen Hall (BYU)	31	6
Chase Bryce (App State)	25	6

SITTING ON TOP OF THE SUN

• **Grayson McCall**, once again, was among the league leaders in the Sun Belt in 2022.

STAT	#	SBC
Passing Efficiency	171.4	1st
Completion Percentage	69.7	1st
Yards Per Pass Attempt	9.1	1st
Points Responsible For Per Game	16.4	1st
Total Offense	263.2	3rd
Passing Yards Per Game	245.5	3rd
Points Responsible For	180	4th
Passing Yards Per Completion	13.0	4th
Passing Touchdowns	24	4th
Passing Yards	2,700	6th
Completions Per Game	18.3	6th

GRAYSON BEING GREAT-SON IN 2022

• While **Grayson McCall** missed the 2022 spring practice season due to off-season shoulder surgery, CCU's QB1 did not skip a beat during the 2022 season.

• He was responsible for 30 touchdowns,

throwing for 24 and rushing for six, and completed 70 percent of his passes.

McCall 2022 Season Statistics

	C-A-I	Yds.	TD	Rushes	Yds.	TD	Off.	Total
Army	12-17-0	174	3	6	27	1	201	
GWU	22-30-1	308	3	12	13	0	321	
Buffalo	16-24-0	251	3	13	13	0	264	
at GSU	19-27-0	268	2	8	38	1	306	
GASO	23-34-0	335	3	10	34	1	369	
at ULM	19-28-0	246	1	9	41	0	287	
ODU	26-34-0	358	3	11	-20	0	338	
at MU	13-24-0	121	1	11	12	1	133	
App State	18-26-0	253	2	6	7	0	260	
USM		-DNP	- Injury					
at JMU		-DNP	- Injury					
at Troy	29-41-1	319	3	11	18	1	337	
vs. ECU ^	10-12-0	67	0	4	12	1	79	
<b>Total</b>	<b>207-297-2</b>	<b>2700</b>	<b>24</b>	<b>91</b>	<b>195</b>	<b>6</b>	<b>2895</b>	

^ left game in the second quarter with an injury

2022 HONORS

• **Grayson McCall** once again picked up several in-season and postseason honors.

HONOR

Johnny Unitas Award Top 25
Davey O'Brien Award Great 8 List
SBC Offensive Player of the Week
Davey O'Brien Award Semifinalist
Davey O'Brien QB Class of 2022
CFPA National Performer watch list
2022 Sun Belt Player of the Year
2022 All-Sun Belt First Team
2022 SBC Offensive Player of the Year *
PFF College All-Sun Belt First Team
Phil Steele Sun Belt All-Conference First Team

\* The Draft Network

MCCALL WATCH

• In 42 games as a Chant, **Grayson McCall** has already etched his name throughout the Coastal Carolina football record book.

PASSING TOUCHDOWNS

Rank	Chant (Years)	Pass TD
1.	<b>Grayson McCall (2019-present)</b>	<b>88</b>
2.	Alex Ross (2012-15)	72
3.	Tyler Thigpen (2003-06)	53
4.	Zach MacDowall (2008-10)	45
5.	Aramis Hillary (2010-12)	36

PASS COMPLETION PERCENTAGE (MIN. 100 ATT.)

Rank	Chant (Years)	Comp. %
1.	<b>Grayson McCall (2019-present)</b>	<b>69.9</b>
2.	Alex Ross (2012-15)	64.7
3.	Bryce Carpenter (2018-22)	64.3
4.	Aramis Hillary (2010-12)	64.2
5.	Fred Payton (2018-20)	62.4

PASS EFFICIENCY (MIN. 100 ATTEMPTS)

Rank	Chant (Years)	EFFICIENCY
------	---------------	------------

OFFENSIVE NOTES

1.	<b>Grayson McCall (2019-present)</b>	<b>178.4</b>
2.	Alex Ross (2012-15)	151.8
3.	Tyler Keane (2014-17)	149.5
4.	Fred Payton (2018-20)	145.4
5.	Aramis Hillary (2010-12)	142.2

**PASS COMPLETIONS**

Rank	Chant (Years)	Pass Comp.
1.	Alex Ross (2012-15)	760
2.	<b>Grayson McCall (2019-present)</b>	<b>710</b>
3.	Zach MacDowall (2008-10)	494
4.	Tyler Thigpen (2003-06)	468
5.	Aramis Hillary (2010-12)	387

**PASSING YARDS**

Rank	Chant (Years)	Pass Yards
1.	<b>Grayson McCall (2019-present)</b>	<b>10005</b>
2.	Alex Ross (2012-15)	9918
3.	Tyler Thigpen (2003-06)	6598
4.	Zach MacDowall (2008-10)	6360
5.	Aramis Hillary (2010-12)	4546

**TOUCHDOWNS RESPONSIBLE FOR**

Rank	Chant (Years)	TDS
1.	<b>Grayson McCall (2019-present)</b>	<b>106</b>
2.	Alex Ross (2012-15)	91
3.	Tyler Thigpen (2003-06)	66
4.	De'Angelo Henderson (2013-16)	64
5.	Zach MacDowall (2008-10)	61

**TOTAL OFFENSIVE YARDS**

Rank	Chant (Years)	YARDS
1.	Alex Ross (2012-15)	11482
2.	<b>Grayson McCall (2019-present)</b>	<b>11118</b>
3.	Tyler Thigpen (2003-06)	8236
4.	Zach MacDowall (2008-10)	7139
5.	Aramis Hillary (2010-12)	5404

**RETURNING WEAPONS**

• In addition to the return of signal-caller **Grayson McCall**, the Coastal offense returns its top four running backs and top four receivers from last season.

**RETURNING RUNNING BACKS**

Chant	GP	Att.	Yards	TDS
CJ Beasley	13	141	717	5
Reese White	10	99	544	5
Max Balthazar	8	27	141	1
Braydon Bennett	4	16	83	1

**RETURNING RECEIVERS**

Chant	GP	Rec.	Yards	TDS
Sam Pinckney	13	71	996	3
Jared Brown	13	49	789	6
Tyson Mobley	13	40	490	5
CJ Beasley	13	19	193	1

**PINCKNEY MOVES UP RECORD BOOK**

• With his 63 receiving yards against Army, **Sam Pinckney** now has 1,900 receiving yards.

• He is now in sixth place all-time at CCU in

receiving yards, 150 yards away from fifth place.

• His 135 career receptions has him sixth on CCU's career list, needing only eight more catches to move into fifth.

**NEW BLOOD AT TIGHT END**

• The tight end group features a lot of new faces as well as a handful of returners, yet has a combined 22 receptions for 158 yards.

**TIGHT END GROUP PRODUCTION**

Chant	GP	Rec.	Yards	TDS
Matt Alaimo	42	20	146	0
Kendall Karr	14	1	3	0
Logan Mauldin	5	1	9	0
Cane Berrong	4	0	0	0
Zack Courtney	0	0	0	0
Brooks Johnson	0	0	0	0
John Grant III	0	0	0	0
Kevin Dougherty Jr.	0	0	0	0

• The returners consist of redshirt junior **Logan Mauldin**, who has played in five games in his CCU career, and a pair of redshirt freshmen in **Brooks Johnson** and **John Grant III** who both redshirted last year.

• The newcomers include Power 5 transfers **Matt Alaimo** (Rutgers), **Cane Berrong** (Notre Dame), **Zack Courtney** (Colorado), and **Kendall Karr** (North Carolina), as well as true freshman **Kevin Dougherty Jr.**

**NO MORE "MIGHTY MITES"**

• The offensive line can no longer be called the "Mighty Mites", as the Chants front line has 11 lineman that weigh 300 pounds or more and a total of 10 Chants that are 6-4 or taller.

• In fact, the Coastal offensive line average is 6-4 and 299 pounds this season.

• Leading the way is veteran returners **Will McDonald** (R-Sr.), **Donnell Wilson** (R-Sr.), **Dillon Luther** (R-Sr.), **Willie Moise** (R-Jr.), **Zovon Lindsay** (R-Sr.), and **Thomas Johnson** (R-So.), as well as transfers **Zac Elam** (Jr.) and **Evan Jumper** (Grad.).

DEFENSIVE NOTES

**BROYLES AWARD NOMINEE**

• Defensive coordinator **Craig Naivar** was a nominee for the 2023 Broyles Award.

• The Chanticleers rank third in the Sun Belt Conference in pass defense, allowing 211.5 yards per game through the air.

• The Chants also rank second in the conference in interceptions.

**NO-FLY ZONE**

• Coastal Carolina's defense held Texas State to just 81 yards passing, the fewest by the Bobcats in the GJ Kinne Era and their lowest total in 25 games.

• The Chanticleers have held four different opponents to less than 200 yards passing this season.

**QUARTERBACKS BEWARE**

• Coastal Carolina tallied 4.0 sacks in back-to-back games against Old Dominion and Texas State.

• CCU hadn't recorded at least 4.0 sacks in consecutive games since finishing with 4.0 against Gardner-Webb on Sept. 10 and 5.0 against Buffalo on Sept. 17 in 2022.

**PARTY IN THE BACKFIELD**

• Coastal's defense registered a season-high 4.0 sacks against Old Dominion and finished with 9.0 tackles for loss.

• The Chants' 4.0 sacks were the most for CCU since finishing with 4.0 against Troy in the 2022 Sun Belt Conference championship game.

**TURNOVER MACHINE**

• The Chanticleers forced five turnovers against Marshall, intercepting four passes and recovering one fumble.

• Five different Chants tallied turnovers as **Courtney Eubanks**, **Keonte Lusk**, **Tray Brown**, and **Dre Pinckney** recorded interceptions, while **Micheal Mason** forced and recovered a fumble.

• Coastal's five turnovers were the most forced in a game by the Chants since Sept. 10, 2022, when CCU turned Gardner-Webb over five times.

**POWELL LEADS THE DEFENSE**

• **Juan Powell** transferred to the Chanticleers from East Carolina and has quickly made a name for himself.

• He set a career high with 10 stops against Georgia Southern.

• He had six solo stops among his tackles and added a pass breakup and a tackle for lost yardage.

• He is fourth on the team in total tackles with 55.

**PICK SIX SCORES**

• The Chants have returned two interceptions for scores which is tied for second in the Sun Belt.

• Coastal's 283 yards in interception returns leads the Sun Belt Conference and ranks fifth in the nation.

**INT LEADERS**

• **Clayton Isbell** and **Keonte Lusk** are tied for sixth in the conference with three interceptions on the season.

• Isbell leads the team in total tackles with 86 this season.

**RECORD SETTER**

• When **Tobias Fletcher** returned his pick six for 100 yards against Duquesne, he set a CCU standard for the longest interception return in program history.

• His return for a score tied the program's longest scoring play that had been held by Devin Brown who had a 100-yard kickoff return against Furman (09-05-15).

• It is also the longest interception return in the nation this season.

**MASON A PLEASANT ADDITION**

• Super senior **Michael Mason** has been a pleasant addition to the Chanticleer defensive front.

• He is tied for second on the team in tackles with 65 and has 9.5 (-55) tackles for loss and 6.0 (-49) sacks.

• His 65 tackles are first among all the defensive linemen.

• Mason had a breakout game earlier this season against Jacksonville State.

• He had a sack (-9 yds) and also tied for game-high honors with two tackles for lost yardage (-12 yds).

**BIG GAME FROM ISBELL AT UCLA**

• Transfer **Clayton Isbell** worked his way into the starting lineup and did not disappoint in his first game in a Chanticleer uniform at UCLA.

• Isbell tied for game-high honors with nine tackles and had a game-high three interceptions

• His three interceptions tied a CCU single-game record...Previous CCU players that intercepted three passes in one game were; Dontavius Johnson (vs. North Carolina A&T, Sept. 1, 2012); Josh Norman (vs. Gardner-Webb, Nov. 7, 2009); and, Marrio Norman (vs. Presbyterian, Oct. 20, 2007).

**TOP SBC DEFENSIVE PLAYER OF THE WEEK**

• With his solid performance at UCLA, **Clayton Isbell** was named the Sun Belt Conference Defensive Player of the Week.

**NEW GUY CALLING THE D**

• This season, the Chants' defense will be led by veteran collegiate coach **Craig Naivar**, who has nearly 30 years of experience, including in the Pac-12, Big 12, American, and Sun Belt conferences.

• Naivar, who was on the same coaching staff as Coach Beck at Texas from 2017-19, brings an aggressive defensive philosophy to the Teal and Bronze.

**RELIABLE RETURNERS**

• The Coastal defense will rely on several key returners from last season, including six of the top seven tacklers from last season highlighted by linebackers **JT Killen** and **Shane Bruce**.

**LEADING TACKLERS RETURNING IN 2023**

Chant	GP	SOLO	ASST	TOTAL
JT Killen (LB)	13	27	69	96.0
Shane Bruce (LB)	10	15	42	57.0
Charles Arnold Jr. (S)	13	24	30	54.0
Tre' Pinkney (LB)	12	22	28	50.0
Tobias Fletcher (S)	13	28	21	49.0
Joshua Madison (S)	12	30	13	43.0

**EXPERIENCE LIES UP FRONT**

• In addition to the experience returning at the linebacker position in **JT Killen** (R-Sr.), **Shane Bruce** (R-Jr.), **Tre' Pinkney** (R-Sr.), and **Mason Shelton** (R-Jr.), the defensive front line returns perhaps the most depth on the entire defense.

• The defensive line will be led by returners **Kennedy Roberts** (S-Sr.), **Ja'Quon Griffin** (S-Sr.), **Allen Henry** (R-Sr.), **Emmanuel Johnson** (Sr.), **Braylon Ryan** (R-Jr.), and **James Johnson Jr.** (R-Jr.).

• On top of those six returners, Coach Beck and his staff have added transfers **Will Whitson** (Independence C.C.), **Will Rogers** (South Carolina/McNeese State), **Demetrius Watson** (South Carolina), and **Micheal Mason** (Wofford).

SPECIAL TEAMS NOTES

**TOUCHBACK TIME**

- **Liam Gray** has set Coastal Carolina's single-season touchback record with 42, breaking the previous record of 28 set by Josh Hoke in 2005.
- Gray has 60 touchbacks in his career, two shy of tying Hoke's program record of 62.

**HENSLEY COMES THROUGH IN THE CLUTCH**

- **Kade Hensley** made the most of his season debut as the Chants' starting place kicker against Appalachian State.
- Hensley made all three of his extra points and connected on both field-goal attempts, including the game-winner as time expired.
- The redshirt sophomore is 58-of-59 on extra points in his career and 14-of-17 on field goal attempts.

**WHAT A DIFFERENCE A YEAR MAKES**

- For the first time in three years, the Chanticleers had a new long snapper, holder, placekicker, and punter last year, as Coastal returned just one player who attempted at least one kick in 2021.
- This season in 2023, the Chants return all its specialists from last season, with each player gaining valuable on-field experience last season.
- Returning to compete for both the placekicking and kickoff duties are both **Kade Hensley** and **Liam Gray**.
- Hensley, who handled most of the kicking duties last season, led the team in scoring with 70 points on the year. He was 46-for-47 in PATs, making at least one PAT in all 13 games on the season, and made good on 8-of-11 field goal attempts on the year.
- Gray, who missed the first three games of last season due to an injury, attempted just one field goal last season after going 1-for-2 with a long kick of 46 yards as a freshman in 2021.
- However, Gray was the kickoff specialist last season, tallying 49 kickoffs for 3,025 yards overall. He averaged 61.7 yards per kickoff on the year and totaled 16 touchbacks.
- Hensley held the kickoff responsibilities for the first three games of last season, posting 21 kickoffs for 1,229 yards, an average of 58.5 yards per kick, and four touchbacks.
- Veteran **Payton Bunch** will continue with the long snapping duties, as he snapped for field goals, extra-point attempts, and punts all season long in 2022, while fellow Chant **Mack**

**West** will be the holder once again in 2023.

**PRESEASON LOVE FOR THE SPECIALISTS**

- Second-year punter **Evan Crenshaw** was named to the 2023 College Football Network Preseason All-Sun Belt third team.
- Kicker **Liam Gray**, who handles the kickoff duties for the Chants, was named a 2023 College Football Network Preseason All-Sun Belt honorable mention.
- Sophomore returner **Matthew McDoom** was named to the 2023 Preseason All-Sun Belt second team as a return specialist and earned a spot on the preseason second team for both Phil Steele and Athlon Sports.
- McDoom was also named to the 2023 College Football Network Preseason All-Sun Belt third team as a kick returner.

EXTRA POINTS

**RECENT GRADUATES**

- The 2023 Coastal Carolina roster has a total of 25 student-athletes that have already received a degree.

**Chant Grads**

- Kennedy Roberts (DL)
- Sam Pinckney (WR)
- Micheal Mason (DL)
- Carlos Hatcher (Bandit)
- Jahmar Brown (S)
- Evan Jumper (OL)
- Payton Bunch (LS)
- Jarrett Guest (QB)
- Zovon Lindsay (OL)
- Donnell Wilson (OL)
- Ja'Quon Griffin (DL)
- JT Killen (LB)
- CJ Beasley (RB)
- Reese White (RB)
- Deon Fountain (WR)
- Will McDonald (OL)
- Jayden Addison (Bandit)
- Clayton Isbell (S)
- Will Rogers (DL)
- Danny Files (OL)
- Tavyn Jackson (Nickel)
- Genson Hooper Price (WR)
- Abraham Temoney III (S)
- Juan Powell (Nickel)
- Matt Alaimo (TE)

**#PROCHANTS**

- The Chanticleers will have a handful of former players playing professionally this season in the NFL, USFL, CFL, and overseas.

**NFL**

- Lance Boykin Seattle Seahawks
- C.J. Brewer Tampa Bay Buccaneers
- Anthony Chesley \* Tampa Bay Buccaneers
- Jerrod Clark Los Angeles Chargers
- Jeffrey Gunter Cincinnati Bengals
- Tarron Jackson Philadelphia Eagles
- Isaiah Likely Baltimore Ravens

**USFL**

- Shermari Jones Houston Gamblers
- CJ Marable Birmingham Stallions

**CFL**

- Jaivon Heiligh \* Winnipeg Blue Bombers
- Enock Makonzo Edmonton Elks
- Tyler Roberts Calgary Stampeders

**XFL**

- Silas Kelly Seattle Sea Dragons

**EUROPEAN LEAGUE OF FOOTBALL**

- Alex Spillum Berlin Thunder



## 2023 PRESEASON HONORS

**CHARLES ARNOLD JR. – R-SO., S**

- 2023 College Football Network Preseason All-Sun Belt Third Team

**CJ BEASLEY – R-JR., RB**

- 2023 Wuerffel Trophy Preseason Watch List
- 2023 College Football Network Preseason All-Sun Belt Third Team
- 2024 East-West Shrine Bowl 1000 Preseason List

**BRAYDON BENNETT – R-JR., RB**

- 2024 East-West Shrine Bowl 1000 Preseason List
- 2023 Athlon Sports Preseason All-Sun Belt Third Team
- 2023 Comeback Player of the Year Preseason Watch List

**JARED BROWN – R-SO., WR**

- 2023 Preseason All-Sun Belt First Team
- 2023 Phil Steele Preseason Sun Belt Conference All-Conference First Team
- 2023 College Football Network Preseason All-Sun Belt First Team
- 2023 Pro Football Focus (PFF) College Preseason All-Sun Belt Second Team
- 2023 Athlon Sports Preseason All-Sun Belt Third Team

**SHANE BRUCE – R-JR., LB**

- 2023 Athlon Sports Preseason All-Sun Belt Fourth Team

**EVAN CRENSHAW – SO., P**

- 2023 College Football Network Preseason All-Sun Belt Third Team

**LIAM GRAY – R-SO., PK**

- 2023 College Football Network Preseason All-Sun Belt Honorable Mention

**JA'QUON GRIFFIN – S-SR., DL**

- 2023 College Football Network Preseason All-Sun Belt First Team
- 2023 Pro Football Focus (PFF) College Preseason All-Sun Belt Second Team
- 2023 Athlon Sports Preseason All-Sun Belt Fourth Team

**CLAYTON ISBELL – S-SR., S**

- 2024 East-West Shrine Bowl 1000 Preseason List

**JT KILLEN – R-SR., LB**

- 2023 Preseason All-Sun Belt First Team
- 2023 HERO Sports' Group of Five All-American Third Team
- 2023 Lombardi Award Preseason Watch List
- 2023 College Football Network Preseason All-Sun Belt First Team
- 2023 Phil Steele Preseason Sun Belt Conference All-Conference First Team
- 2023 Athlon Sports Preseason All-Sun Belt Second Team
- 2024 East-West Shrine Bowl 1000 Preseason List

**KEONTE LUSK - R-SR., CB**

- 2023 College Football Network Preseason Sun Belt Conference Defensive Newcomer of the Year

**DILLON LUTHER – R-SR., OL**

- 2023 College Football Network Preseason All-Sun Belt Third Team

**WILL MCDONALD – R-SR., OL**

- 2023 Preseason All-Sun Belt Second Team
- 2023 Pro Football Focus (PFF) College Preseason All-Sun Belt Third Team
- 2023 Phil Steele Preseason Sun Belt Conference All-Conference Third Team
- 2023 Athlon Sports Preseason All-Sun Belt Third Team
- 2023 College Football Network Preseason All-Sun Belt Honorable Mention

**GRAYSON MCCALL – R-SR., QB**

- 2023 Sun Belt Conference Preseason Offensive Player of the Year
- 2023 Preseason All-Sun Belt First Team
- 2023 Walter Camp Player of the Year Preseason Watch List
- 2023 Manning Award Preseason Watch List
- 2023 Davey O'Brien Award Preseason Watch List
- 2023 Maxwell Award Preseason Watch List
- 2023 Johnny Unitas Golden Arm Award Preseason Watch List
- 2023 HERO Sports' Group of Five All-American Second Team
- 2023 College Football News (CFN) All-American Honorable Mention
- 2023 College Football News (CFN) Sun Belt Preseason Offensive Player of the Year
- 2023 College Football News (CFN) All-Sun Belt Preseason Team
- 2023 College Football Network Sun Belt Conference Quarterback of the Year
- 2023 College Football Network Preseason All-Sun Belt First Team
- 2023 Pro Football Focus (PFF) College Preseason All-Sun Belt First Team
- 2023 Phil Steele Preseason Sun Belt Conference All-Conference First Team
- 2023 Athlon Sports Preseason All-Sun Belt First Team
- 2023 Reese's Senior Bowl Preseason Watch List
- 2024 East-West Shrine Bowl 1000 Preseason List

**MATTHEW MCDOOM – SO., CB**

- 2023 Preseason All-Sun Belt Second Team – Return Specialist
- 2023 Phil Steele Preseason Sun Belt Conference All-Conference Second Team (Kick Returner)
- 2023 Athlon Sports Preseason All-Sun Belt Second Team (Kick Returner)
- 2023 College Football Network Preseason All-Sun Belt Third Team (Kick Returner)
- 2023 College Football Network Preseason All-Sun Belt Honorable Mention (Defense)

**DRE PINCKNEY – R-SO, S**

- 2023 Comeback Player of the Year Preseason Watch List

**SAM PINCKNEY – S-SR., WR**

- 2023 Preseason All-Sun Belt First Team
- 2023 Biletnikoff Award Preseason Watch List
- 2023 HERO Sports' Group of Five All-American Second Team
- 2023 College Football Network Preseason Sun Belt Conference Wide Receiver of the Year
- 2023 College Football Network Preseason All-Sun Belt First Team
- 2023 College Football News (CFN) All-Sun Belt Preseason Team
- 2023 Pro Football Focus (PFF) College Preseason All-Sun Belt First Team
- 2023 Phil Steele Preseason Sun Belt Conference All-Conference First Team
- 2023 Athlon Sports Preseason All-Sun Belt First Team
- 2024 East-West Shrine Bowl 1000 Preseason List

**KENNEDY ROBERTS – S-SR., DL**

- 2023 Outland Trophy Preseason Watch List
- 2023 Phil Steele Preseason Sun Belt Conference All-Conference Second Team

**REESE WHITE – S-SR., RB**

- 2023 College Football Network Preseason All-Sun Belt Third Team
- 2023 Athlon Sports Preseason All-Sun Belt Fourth Team

**DONNELL WILSON – R-SR., OL**

- 2023 Phil Steele Preseason Sun Belt Conference All-Conference Third Team

**QUICK FACTS**

UNIVERSITY INFORMATION	
Name of School	Coastal Carolina University
	* Coastal Carolina, Coastal, or CCU
Location	Conway, S.C.
Founded	1954
Enrollment	10,695
Nickname	Chanticleers
Pronunciation of Nickname	SHON-ti-cleers
Mascot	Chauncey
School Colors	Teal, Bronze, and Black
Affiliation	NCAA Division 1 FBS
Conference	Sun Belt Conference
University President	Michael T. Benson, D.Phil.
Alma Mater	BYU (1990)
V.P. of Intercollegiate Athletics	Matt Hogue
Alma Mater	South Carolina (1993)
Athletic Department Phone	843-349-2820
Ticket Office Phone	843-347-8499
University Website	www.coastal.edu
Athletics Website	www.GoCCUsports.com
Conference Website	www.sunbeltsports.org

**STADIUM INFORMATION**

Stadium Name	Brooks Stadium
Field Name	Benton Field
Surface	Artificial Turf (Teal "Surf Turf")
Capacity	20,000
Press Box Phone	843-234-3404
First Year	2003
Renovations	2006, 2010, 2012, 2017, 2019
First Game	Sept. 6, 2003 (Coastal 21, Newberry 14)
Largest Crowd	21,324 (Oct. 28, 2023 - CCU 34, Marshall 6)
Record at Stadium	94-34 (.734)
Most Consecutive Wins at Stadium	13 (2012-14)

**COASTAL CAROLINA FOOTBALL HISTORY**

First Year	2003
All-Time Record	165-89 (.650)
All-Time Conference Record	75-46 (.620)
Sun Belt Conference (2017-present)	31-25 (.554)
Big South Conference (2003-15)	44-21 (.677)
NCAA FBS All-Time Bowl Game Record	1-2 (.333)
Years in a NCAA FBS Postseason Bowl Game	4
	2020 • 2021 • 2022 • 2023
NCAA FCS All-Time Playoff Record	4-6 (.400)
Years in NCAA FCS Playoffs	6
	2006 • 2010 • 2012 • 2013 • 2014 • 2015
Conference Championships	9
	2004 • 2005 • 2006 • 2010 • 2012 • 2013 • 2014 • 2016* • 2020

\*Football Transition Committee Conference Champions

**COASTAL CAROLINA COACHES**

Tim Beck	Head Coach (First Season)
Overall Record at Coastal	7-5
Overall Career Record	7-5
Travis Trickett	Offensive Coordinator / QB
Craig Naivar	Defensive Coordinator / Safeties
Dan Carrel	Co-Defensive Coordinator / LB
Josh Miller	Special Teams Coordinator / OLB
Jimmy Brumbaugh	Defensive Run-Game / DL
Xavier Dye	Running Backs
Curtis Fuller	Cornerbacks
Perry Parks	Wide Receivers
Kriss Proctor	Tight Ends
Derek Warehime	Offensive Line
Quinn Barham	Speed, Strength, and Conditioning

**FUTURE NON-CONFERENCE SCHEDULES**

**2024**  
 8/31 – at Jacksonville State  
 9/7 – William & Mary  
 9/14 – at Temple  
 9/21 – Virginia

**2025**  
 8/30 – at Virginia  
 9/6 – Charleston Southern  
 11/22 – at South Carolina

**2026**  
 9/12 – Fordham  
 9/19 – Temple  
 10/17 – Army

**2027**  
 9/18 – Liberty  
 10/16 – at Army

**2028**  
 10/14 – at Liberty

**2029**  
 9/29 – at Liberty

**2030**  
 9/28 – Liberty

**2033**  
 9/17 - at BYU

**ON THIS DATE IN CCU FOOTBALL HISTORY**

- The Chanticleers' game with San Jose State will be the first time the Chants have played on Dec. 23.

**SUN BELT BOWL TIE INS**



**CURE BOWL**  
 Saturday, December 16  
 3:30 p.m. ET  
 ESPN



**68 VENTURES BOWL**  
 Saturday, December 23  
 7 p.m. ET  
 ESPN




**MYRTLE BEACH BOWL**  
 Monday, December 18  
 2:30 p.m. ET  
 ESPN



**R-I CARRIERS NEW ORLEANS BOWL**  
 Saturday, December 16  
 2:15 p.m. ET  
 ESPN



**CAMELLIA BOWL**  
 Saturday, December 23  
 Noon ET  
 ESPN



**2023 SUN BELT PRESEASON POLL**

**2023 Sun Belt Football Coaches Poll  
(first-place votes in parentheses)**

**East Division**

1. James Madison – 78 Points (4)
2. App State – 75 Points (4)
- 3. Coastal Carolina – 71 Points (3)**
4. Marshall – 68 Points (2)
5. Georgia Southern – 52 Points (1)
6. Georgia State – 31 Points
7. Old Dominion – 17 Points

**West Division**

1. Troy – 92 Points (10)
2. South Alabama – 85 Points (4)
3. Louisiana – 64 Points
4. Southern Miss – 62 Points
5. Texas State – 36 Points
6. Arkansas State – 33 Points
7. ULM – 20 Points

Team	— SUN BELT GAMES —					— OVERALL —				
	Record	Pct.	H	A	Streak	Record	Pct.	H	A	Streak
<b>EAST DIVISION</b>										
James Madison	7-1	.857	3-1	4-0	W-1	11-1	.917	5-1	6-0	W-1
App State	6-2	.750	3-1	3-1	W-5	8-5	.615	5-1	3-4	L-1
<b>Coastal Carolina</b>	<b>5-3</b>	<b>.625</b>	<b>2-2</b>	<b>3-1</b>	<b>L-1</b>	<b>7-5</b>	<b>.583</b>	<b>4-2</b>	<b>3-3</b>	<b>L-2</b>
Old Dominion	5-3	.625	3-1	2-2	W-2	6-6	.500	4-2	2-4	W-2
Georgia Southern	3-5	.375	3-1	0-4	L-4	6-6	.500	5-1	1-5	L-4
Georgia State	3-5	.375	1-3	2-2	L-4	6-6	.500	3-3	3-3	L-5
Marshall	3-5	.375	3-1	0-4	W-1	6-6	.500	5-1	1-5	W-1
<b>WEST DIVISION</b>										
Troy	7-1	.875	3-1	4-0	W-7	11-2	.846	6-1	5-1	W-10
Texas State	4-4	.500	3-1	1-3	W-1	7-5	.583	5-1	2-4	W-1
Arkansas State	4-4	.500	3-1	1-3	L-1	6-6	.500	4-2	2-4	L-1
South Alabama	4-4	.500	3-1	1-3	L-1	6-6	.500	4-2	2-4	L-1
Louisiana	3-5	.375	2-2	1-3	W-1	6-6	.500	4-2	2-4	W1
Southern Miss	2-6	.250	1-3	1-3	L-1	3-9	.250	2-4	1-5	L-2
ULM	0-8	.000	0-4	0-4	L-8	2-10	.167	2-4	0-6	L-10

**SUN BELT FOOTBALL SCHEDULE**

**SATURDAY • DECEMBER 16** **TIME (ET)**

Georgia Southern vs. Ohio (Myrtle Beach Bowl)	11:00 AM
Louisiana vs. Jacksonville State (R+L Carriers New Orleans Bowl)	2:15 PM
Appalachian State vs. Miami (OH) (Avocados from Mexcio Cure Bowl)	3:30 PM

**MONDAY • DECEMBER 18** **TIME (ET)**

Old Dominion vs. Western Kentucky (Famous Toastery Bowl)	2:30 PM
--	---------

**TUESDAY • DECEMBER 19** **TIME (ET)**

Marshall vs. UTSA (Scooter's Coffee Frisco Bowl)	9:00 PM
--	---------

**SATURDAY • DECEMBER 23** **TIME (ET)**

Troy vs. Duke (76 Birmingham Bowl)	12:00 PM
Arkansas State vs. Northern Illinois (Camellia Bowl)	12:00 PM
Georgia State vs. Utah State (Famous Idaho Potato Bowl)	3:30 PM
James Madison vs. Air Force (Lockheed Martin Armed Forces Bowl)	3:30 PM
South Alabama vs. Eastern Michigan (68 Ventures Bowl)	7:00 PM
<b>Coastal Carolina vs. San Jose State (EasyPost Hawai'i Bowl)</b>	<b>10:30 PM</b>

**TUESDAY • DECEMBER 26** **TIME (ET)**

Texas State vs. Rice (SERVPRO First Responder Bowl)	5:30 PM
---	---------



**BE A MAN (BAM)**

What is BAM? It’s about standing on your own two feet and learning to take responsibility for yourself. We expect everyone associated with our program — players, coaches, and support staff — to live up to that responsibility. We have to follow laws, university rules, and NCAA regulations and take our one standard — BAM — very seriously.

BAM has nothing to do with gender. It has everything to do with being a great leader. A great leader has respect for others and cares about other people in his or her charge. Everybody on our team is somebody’s son or brother, and there is a responsibility associated with that.

Our mission at Coastal Carolina is that we’re going to put a team on the field that anyone associated with Coastal is going to be proud of. While winning is an important part of that, it also means that you never, ever, ever take a play off. You always give 100 percent of everything you have. This is not just football. We expect that in every endeavor our players undertake.

**LIFE AFTER FOOTBALL (LAF)**

Coastal is the ONLY program in the country to take 30 minutes a week out of practice to talk to our players about current events and topics that help them prepare for life after football.

**AHEAD OF THEIR TIME**


Led by then-head coach **Joe Moglia**, the 2016 Coastal Carolina football team all voted in the 2016 United States Presidential Election.

The Chants, who took practice time to participate and observe in mock debates and openly discuss the impact that the election has on our country, were the first NCAA football program to have the entire team vote on that first Tuesday in November.

**BROOKS STADIUM**

**QUICK FACTS**

ORIGINAL COST: \$11.6 million  
 BENTON FIELD:  
 • Natural grass from 2003-2014  
 • Added Powerblade SD Teal Turf in 2015  
 ORIGINAL BUILDING TIME FRAME:  
 Construction Started – March 2002  
 Groundbreaking – July 30, 2002  
 Opening Game – Sept. 6, 2003  
 GENERAL CONTRACTOR:  
 Hill Construction  
 ARCHITECTS:  
 McMillan Smith & Partners



The Coastal Carolina University football stadium officially opened as Brooks Stadium on Sept. 6, 2003, for the inaugural home game of the Chanticleer football program. Scoring a touchdown with just seconds left on the clock, the Chanticleers defeated Newberry College 21-14.

With a gift from the late businessman Bob Brooks, the stadium was named in honor of Brooks’ children Coby Garrett and Boni Belle. The \$2 million gift is still among the largest gifts ever made to the University.

Brooks, who grew up on a farm in Loris, S.C., was the CEO and founder of Eastern Foods, Inc., creators of the Naturally Fresh line of products, and chairman of Hooters of America, Inc. He also created Hooters Air Charter Airline, the National Golf Association Hooters Tour, and the Hooters ProCup Series, a series of short-track races in small towns throughout the Southeast and Midwest. Brooks passed away in 2006.

Phase I of the stadium construction included 6,408 seats, while Phase II added almost 1,000 additional seats prior to the 2006 season. The third phase of Brooks Stadium was completed in 2010 when approximately 1,600 seats were added directly behind the north end zone. Affectionately referred to as the Chantourage section, the seating directly in front of the field house was designated as the student section in 2011.

Brooks Stadium has been ranked among the top stadiums in the nation in attendance based on capacity. In 2010, the Chanticleers hosted a first-round NCAA Division I Football Championship playoff game against Western Illinois. The game marked the first postseason game played in Brooks Stadium.

On Feb. 15, 2013, the women’s lacrosse team opened its inaugural season on its new home field inside Brooks Stadium. Women’s lacrosse became the 18th Division I sports program for the Chanticleers.

The facility underwent a major transformation in the spring of 2015 as Benton Field went from natural grass to artificial teal turf ... or “The Surf Turf.” The first pieces of Powerblade SD turf were laid on April 2 and the project was completed later that month. The project had a budget of \$1.2 million.

Brooks Stadium was designed and built with the capability to expand from its inception. That original design came to fruition as Coastal embarked on another two-phase expansion in the spring of 2017 that brought the capacity to approximately 20,000.

The first phase boosted the seating capacity to 15,000 and included adding seats to both corners of the end zone nearest the field house, expanding the sections closest to the field on both sides toward the scoreboard, and expanding the upper deck on the east side to match the length of the lower deck.

Prior to the 2019 season, a second level and premium suites were completed on the west side to increase the capacity to 20,000. The cost of the two-phase project was \$31.8 million.

**STADIUM CAPACITY THROUGH THE YEARS**

2003 .....	6,408
2006 .....	7,322
2010 .....	9,102
2012 .....	9,214
2017 .....	15,000
2019 .....	20,000





**HEAD COACH  
TIM BECK**

**FIRST SEASON**

Tim Beck was named the fourth head football coach in Coastal Carolina's 20-year history, Chair of Athletics, Executive Director for Football, and Executive Adviser for the President Joe Moglia announced on Dec. 4.

An experienced leader with 35 years of coaching experience, Beck brings with him 18 years of Power 5 coaching experience to CCU, including spending the last 12 years as an offensive coordinator at Nebraska, Ohio State, Texas, and NC State.

The offensive coordinator and quarterbacks coach at NC State for each of the last three seasons (2020-22), Beck has helped lead the Wolfpack to three-consecutive eight-plus win seasons, three-straight bowl appearances, and a combined record of 25-11.

As a collegiate coach, he has helped guide teams to 17 postseason bowl games, including this season. Beck has also coached in a postseason bowl game in every year since 2007, including helping Ohio State compete in the College Football Playoff in 2016.

Last season, NC State finished the regular season at 8-4 overall and was ranked as high as No. 16 in the College Football Playoff Rankings and was most recently ranked No. 25 in the latest rankings.

NC State was also ranked in the Associated Press Top 25 Poll for 11-straight weeks and in the USA TODAY Sports AFCA Coaches Poll for 12 consecutive weeks last season, reaching as high as No. 10 in both national polls in week four (Sept. 25).

Despite losing Heisman Trophy contender quarterback Devin Leary in a 19-17 win over Florida State in Week 6 (Oct. 8), Beck's offense was able to regroup and help the Wolfpack finish out the regular season with wins over Virginia Tech and nationally-ranked in-state foes Wake Forest and North Carolina.

Recognized as the nation's eighth-best recruiter by 247Sports.com in 2020, Beck has been a three-time nominee for the Broyles Award, an award given to the nation's top assistant coach in all of FBS.

In each of his past two seasons in Raleigh, N.C., Beck's offense has ranked in the top half of the highly-touted Atlantic Coast Conference (ACC) in scoring offense, total offense, and passing offense, while continuing to set program records along the way.

Under Beck's tutelage, Leary set a new NC State school record for most touchdown passes in a single season in 2021 with 35. He became one of just three quarterbacks in ACC history to post a 3,400-yard and 35-touchdown regular season. He also passed for 27 touchdowns in ACC play, a mark that led the conference, and he became the first Pack quarterback to throw for four or more touchdowns against five ACC opponents.

Despite starting two different quarterbacks in 2020, Beck's offense posted some of the top offensive marks in school history: passing yards (3,154, 11th), passing yards per game (252.8, 9th), completion percentage (.628, 5th), scoring (363 pts, 12th), first downs (267, 10th), fewest turnovers (19, 10th), and fewest fumbles lost (4, 1st).

Both starting quarterbacks in 2020 finished the season with some of the top passing efficiency marks in school history. Leary's 148.33 mark is second in school history only to Philip Rivers, while Bailey Hockman's 138.08 mark ranks sixth in school history.

Prior to joining the Wolfpack in 2020, Beck coached for three years as the offensive coordinator and quarterbacks coach at Texas from 2017-19.



Before joining the Longhorns, Beck was at the offensive coordinator at Ohio State from 2015-16 where his offenses helped lead the Buckeyes to back-to-back double-digit win seasons, going 12-1 in 2015 and 11-2 in 2016.

Between 2011-14, Beck's Nebraska offenses ranked among the best in the Big Ten Conference and his passing attack amassed more than 10,000 yards during that time with 86 touchdowns. In his four seasons as coordinator, the Huskers averaged 33.5 points per game. The Huskers broke more than 50 individual records, including career marks for passing yards, completions, passing touchdowns, yards from scrimmage, and total offense.

Prior to Nebraska, Beck was at Kansas where he was the Jayhawks' receivers coach in each of his three seasons (2005-07). He was promoted to passing game coordinator in 2007.

Beck came to KU as one of the most respected high school coaches in the state of Texas, serving three seasons at Summit High in Mansfield. He was the 2003 District Coach of the Year, and a season later, Summit High advanced to the quarterfinals of the state playoffs with a 9-4 record.

Beck was head coach at R.L. Turner High in Carrollton, Texas, from 1999-2001, leading the school to back-to-back playoff appearances and consecutive winning seasons for the first time in 25 years. Beck was named the district coach of the year in 2000.

Prior to coaching in the Texas prep ranks, Beck worked at Missouri State for three seasons from 1996-98, including one season as the offensive coordinator.

Beck started his coaching career as an assistant at Miramar (Fla.) High School in 1988-89 and then moved to Illinois State as outside linebackers and punters coach in 1990. He spent two seasons on Bill Snyder's Kansas State staff (1991-92) as a graduate assistant.

An Ohio native, Beck played one year of football at Central Florida (1985), and he graduated from there in 1988 with a degree in liberal studies. He also has a master's in counseling and guidance from Kansas State University (1992).

**TIM BECK'S COACHING HISTORY**

<u>Year(s)</u>	<u>School</u>	<u>Position</u>
1988-89	Miramar (Fla.) HS	Assistant Coach
1990	Illinois State	OLB/Punters
1991-92	Kansas State	GA
1993-95	Saguaro (AZ) HS	Head Coach
1996	Missouri State	Wide Receivers
1997	Missouri State	Pass Game Coordinator/WR
1998	Missouri State	Offensive Coordinator/QB
1999-01	R.L. Turner (TX) HS	Head Coach
2002-04	Mansfield Summitt (TX) HS	Head Coach
2005-06	Kansas	Wide Receivers
2007	Kansas	Pass Game Coordinator/WR
2008-10	Nebraska	Running Backs
2011-14	Nebraska	Offensive Coordinator/QB
2015-16	Ohio State	Co-Offensive Coordinator/QB
2017-19	Texas	Offensive Coordinator/QB
2020-22	NC State	Offensive Coordinator/QB
2023	Coastal Carolina	Head Coach

# GRAYSON MCCALL



## GRAYSON MCCALL

QB | 6-3 | 220 | R-Sr.

### CAREER STATS

**PASSING**

YEAR	G-GS	CMP	ATT	YDS	PCT	TD	INT	LG
2019	2-0	4	4	25	100.0	1	0	14
2020	11-11	172	250	2488	68.8	26	3	75
2021	11-11	176	241	2873	73.0	27	3	99
2022	11-11	207	297	2700	69.7	24	2	75
2023	7-7	151	224	1919	67.4	10	6	63
CAREER	42-40	710	1016	10005	69.9	88	14	99

**RUSHING**

YEAR	G-GS	ATT	YDS	AVG.	TD	LG
2019	2-0	2	11	5.5	0	7
2020	11-11	111	569	5.1	7	62
2021	11-11	93	290	3.1	4	25
2022	11-11	91	195	2.1	6	21
2023	7-7	53	48	0.9	1	12
CAREER	42-40	350	1113	3.2	18	62

### 2023 HONORS

2023 Preseason Sun Belt Offensive Player of the Year

2023 Preseason All-Sun Belt First Team

2023 Walter Camp Player of the Year Preseason Watch List

2023 Maxwell Award Preseason Watch List

2023 Davey O'Brien Award Preseason Watch List

2023 Manning Award Preseason Watch List

2023 Johnny Unitas Golden Arm Award Preseason Watch List

2023 HERO Sports' Group of Five All-American Second Team

2023 College Football News (CFN) All-American Honorable Mention

2023 College Football News (CFN) Sun Belt Conference Preseason Offensive Player of the Year

2023 College Football News (CFN) All-Sun Belt Conference Preseason Team

2023 Pro Football Focus (PFF) College Preseason All-Sun Belt First Team

2023 College Football Network Sun Belt Conference Quarterback of the Year

2023 College Football Network Preseason All-Sun Belt First Team

2023 Phil Steele Preseason Sun Belt Conference All-Conference First Team

2023 Athlon Sports Preseason All-Sun Belt First Team

2023 Reese's Senior Bowl Preseason Watch List

2024 East-West Shrine Bowl 1000 Preseason List

**3x Sun Belt Conference Player of the Year**

# COASTAL CAROLINA DEPTH CHART

## OFFENSE (SPREAD OPTION)

- **Travis Trickett** Offensive Coordinator/Quarterbacks
- **Xavier Dye** Runningbacks
- **Perry Parks** Wide Receivers
- **Derek Warehime** Offensive Line
- **Kriss Proctor** Tight Ends

<b>LT</b>	<b>62</b> 68	<b>NICK DEL GRANDE</b> Joe Hanson	<b>6-4</b> 6-5	<b>300</b> 300	<b>R-Fr.</b> Fr.
<b>LG</b>	<b>66</b> 73	<b>WILL MCDONALD</b> Anthony Walton	<b>6-2</b> 6-4	<b>295</b> 310	<b>R-Jr.</b> R-Fr.
<b>C</b>	<b>57</b> 72	<b>ZAC ELAM</b> Evan Jumper	<b>6-1</b> 6-4	<b>290</b> 285	<b>Jr.</b> Gr.
<b>RG</b>	<b>65</b> 57	<b>DILLON LUTHER</b> Zac Elam	<b>6-3</b> 6-1	<b>310</b> 290	<b>R-Sr.</b> Jr.
<b>RT</b>	<b>64</b> 78	<b>ZOVON LINDSAY</b> Tyler Wagner	<b>6-4</b> 6-5	<b>300</b> 310	<b>R-Sr.</b> R-Jr.
<b>TE</b>	<b>85</b> 87	<b>KENDALL KARR</b> Matt Alaimo	<b>6-3</b> 6-5	<b>245</b> 250	<b>R-Jr.</b> S-Sr.
<b>WR</b>	<b>82</b> 0	<b>JAMESON TUCKER</b> Deon Fountain	<b>6-2</b> 5-11	<b>190</b> 190	<b>R-Fr.</b> R-Sr.
<b>WR</b>	<b>83</b> 11	<b>KYLE DUPLESSIS</b> De'Andre Coleman	<b>5-10</b> 6-2	<b>195</b> 215	<b>R-So.</b> R-Fr.
<b>WR</b>	<b>15</b> 9	<b>SAM PINCKNEY</b> Genson Hooper Price	<b>6-4</b> 6-5	<b>220</b> 220	<b>R-Sr.</b> R-Sr.
<b>QB</b>	<b>10</b> 7	<b>GRAYSON MCCALL</b> Jarrett Guest	<b>6-3</b> 6-3	<b>220</b> 200	<b>R-Sr.</b> R-Sr.
<b>RB</b> or	<b>1</b> <b>3</b>	<b>BRAYDON BENNETT</b> <b>MAX BALTHAZAR</b>	<b>6-2</b> <b>5-11</b>	<b>215</b> <b>205</b>	<b>R-Jr.</b> <b>R-So.</b>
<b>RB</b>	<b>2</b> 5	<b>REESE WHITE</b> Ja'Vin Simpkins	<b>5-10</b> 5-9	<b>205</b> 190	<b>S-Sr.</b> Fr.

## DEFENSE (MULTIPLE)

- **Craig Naivar** Defensive Coordinator/Safeties
- **Dan Carrel** Co-Defensive Coordinator Linebackers
- **Curtis Fuller** Cornerbacks
- **Jimmy Brumbaugh** Defensive Run Game Coord. /Defensive Line
- **Josh Miller** Outside Linebackers/Special Teams

<b>DE</b>	<b>47</b> 91	<b>CLINTON ANOKWURU</b> Emmanuel Johnson	<b>6-4</b> 6-6	<b>250</b> 275	<b>R-Jr.</b> Sr.
<b>DL</b>	<b>99</b> 52	<b>KENNEDY ROBERTS</b> Allen Henry	<b>6-3</b> 6-2	<b>290</b> 290	<b>S-Sr.</b> Rr.
<b>DL</b>	<b>94</b> 44	<b>MICHAEL MASON</b> Will Whitson	<b>6-3</b> 6-5	<b>280</b> 285	<b>S-Sr.</b> Sr.
<b>OLB</b>	<b>42</b> 36	<b>BRAYLON RYAN</b> Joah Cash	<b>6-2</b> 6-2	<b>260</b> 245	<b>R-Jr.</b> R-So.
<b>LB</b>	<b>21</b> 55	<b>JT KILLEN</b> Tray Brown	<b>6-3</b> 6-1	<b>225</b> 235	<b>R-Sr.</b> R-So.
<b>LB</b>	<b>1</b> 34	<b>SHANE BRUCE</b> Wyatt Gedeon	<b>6-0</b> 6-1	<b>235</b> 230	<b>R-Jr.</b> Fr.
<b>N</b>	<b>0</b> 9	<b>JUAN POWELL</b> Avyonne Jones	<b>5-11</b> 5-11	<b>190</b> 190	<b>R-Sr.</b> R-Fr.
<b>CB</b>	<b>7</b> 15	<b>KEONTE LUSK</b> Trelon Slade	<b>5-11</b> 6-1	<b>195</b> 175	<b>R-Sr.</b> Fr.
<b>CB</b> or	<b>16</b> <b>2</b>	<b>MATTHEW MCDOOM</b> <b>COURTNEY EUBANKS</b>	<b>5-11</b> <b>5-10</b>	<b>170</b> <b>185</b>	<b>So.</b> <b>Sr.</b>
<b>FS</b>	<b>22</b> 12	<b>CLAYTON ISBELL</b> Dre Pinckney	<b>6-2</b> 6-0	<b>220</b> 205	<b>S-Sr.</b> R-So.
<b>SS</b> or	<b>4</b> <b>19</b>	<b>TOBIAS FLETCHER</b> <b>ABRAHAM TEMONEY III</b>	<b>5-10</b> <b>6-4</b>	<b>170</b> <b>200</b>	<b>Jr.</b> <b>R-Sr.</b>

## SPECIALISTS

- **Josh Miller** Special Teams

<b>PK</b>	<b>25</b> 31	<b>KADE HENSLEY</b> Liam Gray	<b>5-10</b> 6-0	<b>190</b> 200	<b>R-So.</b> R-So.
<b>P</b>	<b>95</b>	<b>MACK WEST</b>	<b>5-8</b>	<b>180</b>	<b>R-So.</b>
<b>LS</b>	<b>81</b> 46	<b>PAYTON BUNCH</b> John Kirkpatrick	<b>6-3</b> 6-2	<b>200</b> 230	<b>R-Sr.</b> R-So.
<b>KO</b> or	<b>31</b> <b>25</b>	<b>LIAM GRAY</b> <b>KADE HENSLEY</b>	<b>6-0</b> <b>5-10</b>	<b>205</b> <b>190</b>	<b>R-So.</b> <b>R-So.</b>
<b>H</b>	<b>95</b>	<b>MACK WEST</b>	<b>5-8</b>	<b>180</b>	<b>R-So.</b>
<b>PR</b>	<b>84</b>	<b>BRYSON GRAVES</b>	<b>6-0</b>	<b>180</b>	<b>Fr.</b>
<b>KR</b>	<b>16</b> <b>4</b> 2 5	<b>MATTHEW MCDOOM</b> <b>TOBIAS FLETCHER</b> Reese White Ja'Vin Simpkins	<b>5-11</b> <b>5-10</b> 5-10 5-9	<b>170</b> <b>170</b> 205 190	<b>So.</b> <b>Jr.</b> S-Sr. Fr.

## PRONUNCIATION GUIDE

- 3 Max BALTHAZAR.....BALL-Tuh-zar
- 3 JA'QUON Griffin.....Juh-Qwan
- 4 TOBIAS Fletcher.....Toe-bye-us
- 5 JA'VIN Simpkins.....Jay-vin
- 6 Teddy TIOKENG.....Tio-ken
- 9 AVYONNE Jones.....AY-vee-on
- 11 DE'ANDRE Coleman.....Dee-Ahn-dray
- 15 TRELON Slade.....Trey-LAN
- 17 Luke SATHER.....SATH-ER
- 19 Abraham TEMONEY III.....Tee-Money
- 21 JT KILLEN.....Kill-in
- 22 Clayton ISBELL.....Is-bell
- 23 JAHBARI KUYKENDALL.....Juh-bar-ee KER-ken-doll
- 26 Javon GILLESPIE.....Gill-es-pee
- 27 Spencer KISHBAUGH.....Kish-BAH
- 27 Nathan SCHUESSLER.....SHOWs-sler
- 47 Clinton ANOKWURU.....un-KNOCK-woo-roo
- 49 FARRADJ TITKIPINA.....Fah-rodh Titi-kuh-pina
- 57 Zac ELAM.....Ee-lam
- 62 Nick Del GRANDE.....Del GRAHN-DAY
- 64 ZOVON Lindsay.....Zo-vahn
- 67 DONAVAN Manson.....Don-uh-van
- 69 Willie MOISE.....MOISE (Like Noise)
- 83 KYRE DUPLESSIS.....Kye-ree Du-place-ee
- 87 Matt ALAIMO.....uh-lie-mo
- 95 Matt SCICCHITANO.....Shic-hit-tano
- 96 KYRIE Samuel.....Kye-ree
- CHANTICLEERS.....SHON-ti-cleers
- CHANTS.....SHONTs
- 33 Joshua SADDLER.....SAD-LER

COASTAL CAROLINA FOOTBALL ROSTER

ALPHABETICAL		NO.	NAME	CLASS	POS.	HT	WT	HOMETOWN / HIGH SCHOOL (PREVIOUS SCHOOL)
		0	Juan Powell	R-Sr.	Nickel	5-11	190	Atlanta, Ga. / Douglass HS (East Carolina)
59	Jayden Addison	1	Braydon Bennett	R-Jr.	RB	6-2	215	Greenville, S.C. / Southside HS
87	Matt Alaimo	1	Shane Bruce	R-Jr.	LB	6-0	235	Carrollton, Ga. / Central HS
47	Clinton Anokwuru	2	Courtney Eubanks	Sr.	CB	5-10	185	St. Petersburg, Fla. / Admiral Farragut Academy (North Dakota State)
38	Charles Arnold Jr.	2	Reese White	S-Sr.	RB	5-10	205	Sandy Springs, Ga. / Riverwood International Charter School
37	Cameron Avery	3	Max Balthazar	R-So.	RB	5-11	205	Fort Lauderdale, Fla. / TRU Prep Academy / University School
3	Max Balthazar	4	Tobias Fletcher	Jr.	S	5-10	170	Atlanta, Ga. / Carver HS
1	Braydon Bennett	5	Keontae Jenkins	R-Jr.	CB	5-10	180	South Norfolk, Va. / Frank W. Cox HS (TCU)
81	Cane Berrong	5	Ja'Vin Simpkins	Fr.	RB	5-9	190	Miami, Fla. / Norland HS
12	Blake Boda	6	Teddy Tiokeng	R-Jr.	Bandit	6-2	240	Silver Spring, Md. / James Hubert Blake HS (Notre Dame College)
56	Bryson Boone	7	Jarrett Guest	R-Sr.	QB	6-3	200	Marietta, Ga. / Kennesaw Mountain HS
55	Tray Brown	7	Keonte Lusk	R-Sr.	CB	5-11	195	Everman, Texas / Everman HS (East Central University)
1	Shane Bruce	9	Genson Hooper Price	R-Sr.	WR	6-5	220	Houston, Texas / St. John's School (Northwestern)
81	Payton Bunch	9	Ayvonne Jones	R-Fr.	Nickel	5-11	190	Southlake, Texas / Southlake Carroll HS (Wisconsin)
36	Joah Cash	10	Grayson McCall	R-Sr.	QB	6-3	220	Indian Trail, N.C. / Porter Ridge HS
11	De'Andre Coleman	11	De'Andre Coleman	R-Fr.	WR	6-2	215	Hueytown, Ala. / Hueytown HS
76	Marlon Corey II	12	Blake Boda	Fr.	QB	6-4	200	Daytona Beach, Fla. / Cocoa HS
33	Zach Courtney	12	Dre Pinckney	R-So.	S	6-0	205	Boiling Springs, S.C. / Boiling Springs HS
28	Evan Crenshaw	15	Sam Pinckney	S-Sr.	WR	6-4	220	Greenwood, S.C. / Greenwood HS (Georgia State)
62	Nick Del Grande	15	Trelon Slade	Fr.	CB	6-1	175	Powdersville, S.C. / Powdersville HS (Fork Union Military Academy)
89	Rico Dorsey Jr.	16	Matthew McDoom	So.	CB	5-11	170	Winter Garden, Fla. / West Orange HS
83	Kyre Duplessis	16	Ethan Vasko	R-Fr.	QB	6-3	220	Chesapeake, Va. / Oscar F. Smith HS (Kansas)
57	Zac Elam	18	Scott Saylor	Fr.	QB	6-1	200	Myrtle Beach, S.C. / Carolina Forest HS
2	Courtney Eubanks	19	Abraham Temoney III	R-Sr.	S	6-4	200	Sumter, S.C. / Sumter HS (Erskine)
70	Danny Files	21	JT Killen	R-Sr.	LB	6-3	230	Lake Wylie, S.C. / Charlotte Christian School
4	Tobias Fletcher	22	Clayton Isbell	S-Sr.	S	6-2	220	St. Charles, Ill. / St. Charles East HS (Illinois State/Utah)
34	Wyatt Gedeon	22	Darren Lloyd	Fr.	RB	5-6	170	Florence, S.C. / West Florence HS
26	Javon Gillespie	23	Jahbari Kuykendall	Fr.	RB	5-6	190	Houston, Texas / Westside HS
86	John Grant III	25	Kade Hensley	R-So.	PK/P	5-10	190	Johnson City, Tenn. / Science Hill HS
84	Bryson Graves	25	Laurence Sullivan Jr.	Jr.	CB	5-10	190	Vicksburg, Miss. / Vicksburg HS (East Mississippi C.C.)
31	Liam Gray	26	Javon Gillespie	Fr.	CB	6-0	170	Columbia, S.C. / Ridge View HS
7	Jarrett Guest	27	Spencer Kishbaugh	Fr.	LB	6-3	200	Berwick, Pa. / Berwick Area HS
68	Joseph Hanson	27	Nathan Schuessler	Fr.	WR	5-11	185	Myrtle Beach, S.C. / Carolina Forest HS
52	Allen Henry	28	Evan Crenshaw	So.	P	6-4	190	Ponte Vedra Beach, Fla. / Nease HS
25	Kade Hensley	30	Nino Mastromatteo	R-Sr.	CB	6-0	180	Clarkston, Mich. / Everest Collegiate HS (Morningside College/Michigan State)
35	Eli Hillman	31	Liam Gray	R-So.	PK	6-0	205	Westminster, Colo. / Holy Family HS
9	Genson Hooper Price	32	Jayden Jackson	R-Fr.	CB	6-0	190	Reedsville, Pa. / Mifflin County HS
22	Clayton Isbell	33	Zach Courtney	R-Fr.	TE	6-6	250	Post, Texas / Post HS (Colorado)
32	Jayden Jackson	33	Joshua Saddler	Fr.	Bandit	6-4	220	Columbia, S.C. / Ridge View HS
5	Keontae Jenkins	34	Brooks Johnson	R-Fr.	TE	6-5	230	Fort Mill, S.C. / Nation Ford HS
34	Brooks Johnson	34	Wyatt Gedeon	Fr.	LB	6-1	230	Avon Lake, Ohio / St. Edward HS
91	Emmanuel Johnson	35	Eli Hillman	R-So.	S	6-0	200	Myrtle Beach, S.C. / Carolina Forest HS (Warner)
93	James Johnson Jr.	35	Nate Merchant	R-Fr.	LS	6-1	215	Easley, S.C. / Easley HS
58	Thomas Johnson	36	Joah Cash	R-So.	Bandit	6-2	245	Savannah, Ga. / Jenkins HS (Naval Academy Prep.)
9	Ayvonne Jones	37	Cameron Avery	Fr.	LB	5-11	220	Summerville, S.C. / Cane Bay HS
72	Evan Jumper	38	Charles Arnold Jr.	R-So.	S	5-10	185	Fairburn, Ga. / Langston Hughes HS
85	Kendall Karr	42	Braylon Ryan	R-Jr.	DL	6-2	260	Greenwood, S.C. / Greenwood HS
21	JT Killen	43	Hunter Patrick	R-Jr.	P/PK	6-1	220	Parkton, Md. / Hereford HS (Maryland)
46	John Kirkpatrick	44	Will Whitson	Sr.	DL	6-5	285	Cincinnati, Ohio / Winton Woods HS (Independence C.C.)
27	Spencer Kishbaugh	46	John Kirkpatrick	R-So.	LS	6-2	230	Franklin, Tenn. / Franklin HS (Naval Academy Prep.)
23	Jahbari Kuykendall	47	Clinton Anokwuru	R-Jr.	Bandit	6-4	250	Richmond, Texas / Fort Bend Bush HS (Kansas/Louisiana/Independence C.C.)
64	Zovon Lindsay	49	Farradj Titikpina	Fr.	DL	6-4	300	Deutschland, Germany / Maria Sibylla Merian Comprehensive
22	Darren Lloyd	50	Nathan Thompson	Fr.	OL	6-5	295	Conway, S.C. / Conway HS
7	Keonte Lusk	52	Allen Henry	R-Sr.	DL	6-2	290	West Memphis, Ark. / West Memphis HS (Coffeyville C.C.)
65	Dillon Luther	54	Frankie Richardson	R-Fr.	OL	6-5	305	Gettysburg, Pa. / Gettysburg HS
67	Donavan Manson	55	Tray Brown	R-Fr.	LB	6-1	235	Margate, Fla. / Cardinal Gibbons HS
94	Micheal Mason	56	Bryson Boone	R-So.	DL	6-3	250	Summerville, S.C. / Blythewood HS (South Carolina State)
30	Nino Masromatteo							
10	Grayson McCall							
66	Will McDonald							



**COASTAL CAROLINA FOOTBALL ROSTER**

<b>NO.</b>	<b>NAME</b>	<b>CLASS</b>	<b>POS.</b>	<b>HT</b>	<b>WT</b>	<b>HOMETOWN / HIGH SCHOOL (PREVIOUS SCHOOL)</b>
57	Zac Elam	Jr.	OL	6-1	290	Clearwater, Fla. / Clearwater Central Catholic HS (West Florida)
58	Thomas Johnson	R-So.	OL	6-3	300	Aynor, S.C. / Aynor HS
59	Jayden Addison	R-Sr.	Bandit	6-2	230	Blythewood, S.C. / Blythewood HS
60	Mike Swager	Fr.	OL	6-2	270	Clayton, Ga. / Rabun County HS
62	Nick Del Grande	R-Fr.	OL	6-4	300	Lancaster, Pa. / Lampeter-Strasburg HS
64	Zovon Lindsay	R-Sr.	OL	6-4	300	Fayetteville, N.C. / Trinity Christian School (NC State)
65	Dillon Luther	R-Sr.	OL	6-3	310	Asheville, N.C. / Erwin HS (Western Carolina)
66	Will McDonald	R-Sr.	OL	6-2	295	Matthews, N.C. / Porter Ridge HS
67	Donavan Manson	R-Jr.	OL	6-3	300	Indian Land, S.C. / Indian Land HS
68	Joseph Hanson	Fr.	OL	6-5	290	Niceville, Fla. / Niceville HS
70	Danny Files	R-Sr.	OL	6-3	325	Lake Orion, Mich. / Cranbrook Kingswood HS (Valparaiso)
72	Evan Jumper	Grad.	OL	6-4	285	Myrtle Beach, S.C. / Myrtle Beach HS (Furman)
73	Anthony Walton	R-So.	OL	6-4	305	Lamar, S.C. / Lamar HS
76	Marlon Corey II	Fr.	OL	6-5	305	Loganville, Ga. / Grayson HS
78	Tyler Wagner	R-Jr.	OL	6-5	310	Lilburn, Ga. / Parkview HS
81	Cane Berrong	R-So.	TE	6-4	230	Hartwell, Ga. / Hart County HS (Notre Dame)
81	Payton Bunch	R-Sr.	LS	6-3	200	Pendleton, S.C. / Pendleton HS
82	Jameson Tucker	R-So.	WR	6-2	190	Mauldin, S.C. / Mauldin HS
83	Kyre Duplessis	R-Jr.	WR	5-10	195	Woodbridge, Va. / Woodbridge HS
84	Bryson Graves	Fr.	WR	6-0	180	Florence, S.C. / West Florence HS
85	Kendall Karr	R-Jr.	TE	6-3	245	Belmont, N.C. / Stuart W. Cramer HS (North Carolina)
86	John Grant III	R-Fr.	TE	6-4	235	James Island, S.C. / James Island Charter HS
87	Matt Alaimo	S-Sr.	TE	6-5	250	Paramus, N.J. / St. Joseph Regional HS [Montvale] (UCLA/Rutgers)
89	Rico Dorsey Jr.	Jr.	WR	5-10	175	Hattiesburg, Miss. / Presbyterian Christian School (West Alabama)
91	Emmanuel Johnson	Sr.	DL	6-6	275	North Charleston, S.C. / Fort Dorchester HS (Georgia Tech)
92	Demetrius Watson	R-Fr.	DL	6-3	280	Charleston, S.C. / Fort Dorchester HS (South Carolina)
93	James Johnson Jr.	R-Jr.	DL	6-2	295	Fort Pierce, Fla. / Vero Beach HS
94	Micheal Mason	S-Sr.	DL	6-3	280	Florence, S.C. / South Florence HS (Wofford)
95	Matt Scicchitano	Fr.	DL	6-4	285	Mount Carmel, Pa. / Mount Carmel Area HS
95	Mack West	R-So.	P/PK	5-8	180	Hamlet, N.C. / Richmond HS
96	Kyrie Samuel	R-Fr.	DL	5-11	260	Fort Lauderdale, Fla. / St. Thomas Aquinas HS
97	David Portu	R-Fr.	DL	6-3	255	Fort Myers, Fla. / Bishop Verot Catholic HS
98	Travis Nesbitt	R-So.	DL	6-3	275	Columbia, S.C. / Dutch Fork HS
99	Kennedy Roberts	S-Sr.	DL	6-3	290	Clearwater, Fla. / Clearwater Central Catholic HS

<b>ALPHABETICAL</b>		
<b>NO.</b>	<b>NAME</b>	<b>POS.</b>
16	Matthew McDoom	CB
35	Nate Merchant	LS
98	Travis Nesbitt	DL
43	Hunter Patrick	P/PK
12	Dre Pinckney	S
15	Sam Pinckney	WR
97	David Portu	DL
0	Juan Powell	Nickel
54	Frankie Richardson	OL
99	Kennedy Roberts	DL
42	Braylon Ryan	DL
33	Joshua Saddler	Bandit
96	Kyrie Samuel	DL
18	Scott Saylor	QB
27	Nathan Schuessler	WR
95	Matt Scicchitano	DL
5	Ja'Vin Simpkins	RB
15	Trelon Slade	CB
25	Laurence Sullivan Jr.	CB
60	Mike Swager	OL
19	Abraham Temoney III	S
50	Nathan Thompson	OL
6	Teddy Tiokeng	Bandit
49	Farradj Titikpina	DL
82	Jameson Tucker	WR
16	Ethan Vasko	QB
78	Tyler Wagner	OL
73	Anthony Walton	OL
92	Demetrius Watson	DL
95	Mack West	P/PK
2	Reese White	RB
44	Will Whitson	DL

INDIVIDUAL CAREER GAME-HIGHS

**JAYDEN ADDISON** (at Coastal Carolina)  
**Tackles** 1 vs. Duquesne (09/16/23)

**MATT ALAIMO**  
**Receptions** 3 at Arkansas State (10/21/23)  
**Receiving Yards** 19 at Arkansas State (10/21/23)  
**Longest Reception** 12 at Arkansas State (10/21/23)  
**Tackles** 1 at Georgia Southern (09/30/23)

**CLINTON ANOKWURU** (at Coastal Carolina)  
**Tackles** 5(3x) last vs. James Madison (11/25/23)  
**Solo Tackles** 2 at Old Dominion (11/04/23)  
**Sacks** 1.0 (2x) last vs. Texas State (11/11/23)  
**TFLs** 1.5 (2x) last vs. Texas State (11/11/23)  
**Fumbles Recovered** 1 vs. Jacksonville St. (09/09/23)

**CHARLES ARNOLD JR.**  
**Tackles** 8 at Marshall (10/29/22)  
**Solo Tackles** 5 at ULM (10/8/22)  
**TFLs** 0.5 (2x) last vs. ECU (12/27/22)  
**Pass Breakups** 2 (2x) last vs. USM (11/12/22)  
**Interceptions** 1 at Georgia State (9/22/22)  
**Forced Fumbles** 1 vs. App State (11/3/22)  
**QB Hurries** 1 vs. Ga. Southern (10/1/22)

**CHASE ATKINSON** (at Coastal Carolina)  
**Tackles** 1 (4x) vs. Marshall (10/28/23)  
**Solo Tackles** 1 (2x) last at Ga. So. (09/30/23)

**MAX BALTHAZAR**  
**Rushes** 7 vs. ODU (10/15/22)  
**Rushing Yards** 79 at Arkansas State (10/21/23)  
**Longest Rush** 34 at Arkansas State (10/21/23)  
**Rushing TDs** 1 (3x) last at Ga. So. (09/30/23)  
**Receptions** 2(2x) last vs. James Madison (11/25/23)  
**Receiving Yards** 44 vs. James Madison (11/25/23)  
**Longest Reception** 42 vs. James Madison (11/25/23)  
**Receiving TDs** 1 vs. James Madison (11/25/23)  
**Tackles** 1 at Old Dominion (11/04/23)

**CJ BEASLEY**  
**Rushes** 25 at Georgia State (9/22/22)  
**Rushing Yards** 142 at Georgia State (9/22/22)  
**Longest Rush** 56 vs. USM (11/12/22)  
**Rushing TDs** 2 at ULM (10/8/22)  
**Receptions** 4 at Old Dominion (11/04/23)  
**Receiving Yards** 74 vs. Buffalo (9/17/22)  
**Longest Reception** 59 vs. Buffalo (9/17/22)  
**Receiving TDs** 1 vs. Buffalo (9/17/22)  
**Tackles** 1 (4x) last vs. NIU (12/17/21)  
**Blocked Kicks** 1 vs. ULM (10/2/21) (punt)  
**Punt Return** 1 (2x) last at Old Dominion (11/04/23)  
**Punt Return Yards** 2 at Arkansas State (10/21/23)  
**Long Punt Return** 2 at Arkansas State (10/21/23)

**BRAYDON BENNETT**  
**Rushes** 15 (2x) last at App State (10/10/23)  
**Rushing Yards** 128 vs. Georgia State (11/13/21)  
**Longest Rush** 75 vs. Georgia State (11/13/21)  
**Rushing TDs** 2 (2x) last vs. NIU (12/17/21)  
**Receptions** 4 vs. NIU (12/17/21)  
**Receiving Yards** 84 vs. Troy (10/28/21)  
**Longest Reception** 71 vs. Troy (10/28/21)  
**Receiving TDs** 1 (2x) last vs. NIU (12/17/21)  
**Kick Returns** 5 vs. ECU (12/27/22)  
**Kick Return Yards** 73 vs. ECU (12/27/22)  
**Long Kick Return** 21 vs. ECU (12/27/22)

BLAKE BODA

**Completions** 1 vs. Texas State (11/11/23)  
**Pass Attempts** 1 vs. Texas State (11/11/23)  
**Passing Yards** 14 vs. Texas State (11/11/23)  
**Longest Pass** 14 vs. Texas State (11/11/23)

**JAHMAR BROWN** (at Coastal Carolina)  
**Tackles** 4 (3x) last vs. Ga. Southern (10/1/22)  
**Solo Tackles** 3 vs. Gardner-Webb (9/10/22)  
**TFLs** 2.0 vs. Gardner-Webb (9/10/22)  
**Sacks** 1.0 (4x) last vs. Jax State (09/09/23)  
**Pass Breakups** 1 (2x) last vs. ODU (10/15/22)  
**Fumble Recovery** 1 vs. Buffalo (9/17/22)  
**Touchdowns** 1 vs. Buffalo (9/17/22)

**JARED BROWN**  
**Receptions** 8 (2x) last at Army (11/18/23)  
**Receiving Yards** 139 vs. Ga. Southern (10/1/22)  
**Longest Reception** 75 vs. ODU (10/15/22)  
**Receiving TDs** 2 (2x) vs. Marshall (10/28/23)  
**Rushes** 5 at Marshall (10/29/22)  
**Rushing Yards** 84 vs. App State (11/3/22)  
**Longest Rush** 77 vs. Jacksonville St. (09/09/23)  
**Rushing TDs** 1 (2x) last vs Jax State (09/09/23)  
**Kick Returns** 1 vs. ECU (12/27/22)  
**Kick Return Yards** 18 vs. ECU (12/27/22)  
**Long Kick Return** 18 vs. ECU (12/27/22)  
**Punt Return** 2 vs. Duquesne (09/16/23)  
**Punt Return Yards** 62 vs. Duquesne (09/16/23)  
**Long Punt Return** 51 vs. Duquesne (09/16/23)

**TRAY BROWN**  
**Tackles** 3 (2x) last vs. Texas State (11/11/23)  
**Solo Tackles** 1(3x) last vs. James Madison (11/25/23)  
**TFLs** 1.0 vs. Duquesne (09/16/23)  
**Interceptions** 1 vs. Marshall (10/28/23)

**SHANE BRUCE**  
**Tackles** 11 (2x) last vs Jaxville St (09/9/23)  
**Solo Tackles** 5 vs. ECU (12/27/22)  
**TFLs** 2.5 vs. ECU (12/27/22)  
**Fumble Recovery** 1 at Marshall (10/29/22)  
**QB Hurries** 1 (5x) last at Ga. So. (09/30/23)  
**Interceptions** 1 at Arkansas State (10/21/23)  
**Pass Breakups** 2 at Arkansas State (10/21/23)  
**Fumble Recoveries** 1 at Old Dominion (11/04/23)

**PAYTON BUNCH**  
**Tackles** 1 (3x ) last vs. Marshall (10/28/23)  
**Solo Tackles** 1 (3x ) last vs. Marshall (10/28/23)

**JOAH CASH**  
**Tackles** 6 at JMU (11/26/22)  
**Solo Tackles** 3 (3x) last vs Jax State (09/09/23)  
**TFLs** 1.5 at JMU (11/26/22)  
**QB Hurries** 1 vs. Duquesne (09/16/23)  
**Sacks** 1 at Arkansas State (10/21/23)

**DE' ANDRE COLEMAN**  
**Receptions** 1 vs. Marshall (10/28/23)  
**Receiving Yards** 27 vs. Marshall (10/28/23)  
**Longest Reception** 27 vs. Marshall (10/28/23)  
**Touchdowns** 1 vs. Marshall (10/28/23)  
**Rushes** 1 vs. Buffalo (9/17/22)  
**Rushing Yards** 5 vs. Buffalo (9/17/22)  
**Longest Rush** 5 vs. Buffalo (9/17/22)  
**Tackles** 1 vs. Texas State (11/11/23)  
**Solo Tackles** 1 vs. Texas State (11/11/23)

EVAN CRENSHAW

**Punts** 9 at JMU (11/26/22)  
**Punt Yards** 351 at JMU (11/26/22)  
**Punt Avg.** 51.7 at Ga. Southern (09/30/23)  
**Long Punt** 67 at Ga. Southern (09/30/23)  
**Inside 20** 3 vs. Gardner-Webb (9/10/22)

**KYRE DUPLESSIS**  
**Receptions** 3 vs. Georgia State (09/21/23)  
**Receiving Yards** 64 vs. Duquesne (09/16/23)  
**Longest Reception** 64 vs. Duquesne (09/16/23)  
**Touchdowns** 1 vs. Duquesne (09/16/23)  
**Rushes** 1 at Old Dominion (11/04/23)  
**Tackles** 3 (3x) last vs. USM (11/12/22)  
**Completions** 1 vs. Marshall (10/28/23)  
**Pass Attempts** 1 (2x) vs. Marshall (10/28/23)

**COURTNEY EUBANKS**  
**Tackles** 3(3x) last vs. James Madison (11/25/23)  
**Solo Tackles** 3(2x) last vs. James Madison (11/25/23)  
**Interceptions** 1(2x) last vs. James Madison (11/25/23)

**TOBIAS FLETCHER**  
**Tackles** 9 vs. Buffalo (9/17/22)  
**Solo Tackles** 5 (2x) last vs. ECU (12/27/22)  
**TFLs** 1.0 (3x) last vs. Marshall (10/28/23)  
**Pass Breakups** 2 vs. ECU (12/27/22)  
**Forced Fumbles** 1 vs. Gardner-Webb (9/10/22)  
**Fumble Recovery** 1 at Georgia State (9/22/22)  
**Interceptions** 1 (2x) last at Arkansas State (10/21/23)  
**Kick Returns** 1 vs. James Madison (11/25/23)  
**Kick Return Yards** 41 vs. James Madison (11/25/23)  
**Long Kick Return** 41 vs. James Madison (11/25/23)

**DEON FOUNTAIN**  
**Receptions** 2 vs. Louisiana (11/7/19)  
**Receiving Yards** 32 vs. Gardner-Webb (9/10/22)  
**Longest Reception** 32 vs. Gardner-Webb (9/10/22)  
**Tackles** 1 (4x) last vs. USM (11/12/22)

**WYATT GEDEON**  
**Tackles** 5 (2x) last vs. Texas State (11/11/23)  
**Solo Tackles** 3 (2x) vs. Marshall (10/28/23)  
**Sacks** 1.0 vs. Marshall (10/28/23)  
**TFLs** 1.0 (2x) vs. Marshall (10/28/23)  
**QB Hurries** 1 vs Jacksonville State (09/09/23))

**BRYSON GRAVES**  
**Rushes** 1 vs. Texas State (11/11/23)  
**Tackles** 1 (2x) last vs. Marshall (10/28/23)  
**Solo Tackles** 1 vs. Duquesne (09/16/23)  
**Punt Return** 1 (2x) last at Old Dominion (11/04/23)  
**Punt Return Yards** 7 at Arkansas State (10/21/23)

**LIAM GRAY**  
**FGs Made** 3 vs. Jacksonville State (09/09/23)  
**Longest FG** 46 vs. ULM (10/2/21)  
**PATs Made** 7 vs. Duquesne (09/16/23)  
**Points Scored** 12 vs. Jacksonville St. (09/09/23)  
**Kickoffs** 11 vs. Duquesne (09/16/23)  
**Kickoff Yards** 688 vs. Duquesne (09/16/23)  
**Kickoff Avg.** 66.8 at Georgia So. (09/30/23)  
**Kickoff TB** 6 (2x) last at Old Dominion (11/04/23)

**JA'QUON GRIFFIN** (at Coastal Carolina)  
**Tackles** 7 vs. Ga. State (09/21/23)  
**Solo Tackles** 3 vs. Ga. State (09/21/23)  
**Sacks** 1.5 at Marshall (10/29/22)  
**TFLs** 1.5 (2x) at Troy (12/3/22)  
**QB Hurries** 2 vs. Buffalo (9/17/22)

INDIVIDUAL CAREER GAME-HIGHS

**Forced Fumbles** 1 at Marshall (10/29/22)

**JARRETT GUEST**

**Completions** 26 at Army (11/18/23)  
**Pass Attempts** 36 at Army (11/18/23)  
**Passing Yards** 289 vs. Marshall (10/28/23)  
**Longest Pass** 59 at Army (11/18/23)  
**Passing TDs** 3 (2x) last at Army (11/18/23)  
**Rushes** 14 at JMU (11/26/22)  
**Rushing Yards** 36 vs. Marshall (10/28/23)  
**Longest Rush** 33 vs. Marshall (10/28/23)  
**Rushing TDs** 1 (2x) last at Arkansas State (10/21/23)  
**Receptions** 1 at Army (11/18/23)

**CARLOS HATCHER (at Coastal Carolina)**

**Tackles** 1 (9x) last vs. Texas State (11/11/23)  
**Solo Tackles** 1 (7x) last vs. Marshall (10/28/23)  
**Sacks** 1.0 vs Jacksonville State (09/09/23)  
**TFLs** 1.0 vs Jacksonville State (09/09/23)  
**QB Hurries** 1 (2x) last vs. Texas State (11/11/23)  
**Forced Fumbles** 1 vs Jacksonville State (09/09/23)

**ALLEN HENRY (at Coastal Carolina)**

**Tackles** 7 at Old Dominion (11/04/23)  
**Solo Tackles** 3 at Georgia Southern (09/30/23)  
**Sacks** 1.0 (2x) last at Old Dominion (11/04/23)  
**TFLs** 1.0 (2x) last at Old Dominion (11/04/23)  
**Pass Breakups** 1 (3x) last vs. Duquesne (09/16/23)

**KADE HENSLEY**

**Field Goals Made** 2 (6x) last at Old Dominion (11/04/23)  
**Field Goals Att.** 4 (3x) last vs. Marshall (10/28/23)  
**Longest FG** 48 vs. Gardner-Webb (9/10/22)  
**PATs Made** 5 (4x) last vs. App State (11/3/22)  
**PAT Att.** 5 (4x) last vs. App State (11/3/22)  
**Total Points** 11 at Georgia State (9/22/22)  
**Kickoffs** 7 (2x) last vs. Buffalo (9/17/22)  
**Kickoff Yards** 436 vs. Army (9/3/22)  
**Kickoff Avg.** 62.3 (2x) last vs. GWU (9/10/22)  
**Touchbacks** 3 vs. Army (9/3/22)  
**Fumble Recovery** 1 vs. Gardner-Webb (9/10/22)

**GENSON HOOPER PRICE (at Coastal Carolina)**

**Receptions** 1 vs. Duquesne (09/16/23)  
**Receiving Yards** 40 at Duquesne (09/16/23)  
**Longest Reception** 40 vs. Duquesne (09/16/23)

**CLAYTON ISBELL (at Coastal Carolina)**

**Tackles** 13 at Army (11/18/23)  
**Solo Tackles** 6 at Army (11/18/23)  
**Interceptions** 3 at UCLA (09/02/23)  
**Sacks** 1.0 (2x) last at Old Dominion (11/04/23)  
**TFLs** 2.5 vs. Texas State (11/11/23)  
**Pass Breakup** 3 at UCLA (09/02/23)

**TAVYN JACKSON (at Coastal Carolina)**

**Tackles** 6 at ULM (10/8/22)  
**Solo Tackles** 2 (6x) last vs. ECU (12/27/22)  
**QB Hurries** 1 at Marshall (10/29/22)  
**Pass Breakups** 2 vs. USM (11/12/22)  
**Interceptions** 1 (2x) last vs. App State (11/3/22)  
**Kick Returns** 2 at JMU (11/26/22)  
**Kick Return Yards** 28 vs. UMass (9/25/21)  
**Long Kick Return** 28 vs. UMass (9/25/21)  
**Punt Returns** 1 vs. Gardner-Webb (9/10/22)  
**Punt Return Yards** 16 vs. Gardner-Webb (9/10/22)  
**Long Punt Return** 16 vs. Gardner-Webb (9/10/22)

**KEONTAE JENKINS**

**Tackles** 4 at Ga. So. (09/30/23)  
**Solo Tackles** 3 at Ga. So. (09/30/23)

**BROOKS JOHNSON**

**Receptions** 1 vs. James Madison (11/25/23)  
**Receiving Yards** 18 vs. James Madison (11/25/23)  
**Longest Reception** 18 vs. James Madison (11/25/23)  
**Tackles** 1 vs. Texas State (11/11/23)  
**Solo Tackles** 1 vs. Texas State (11/11/23)

**EMMANUEL JOHNSON (at Coastal Carolina)**

**Tackles** 10 at Army (11/18/23)  
**Solo Tackles** 2 (6x) last at Army (11/18/23)  
**Sacks** 1.0 vs. Buffalo (9/17/22)  
**TFLs** 1.5 vs. Buffalo (9/17/22)  
**QB Hurries** 1 (5x) last at Ga. Southern (09/30/23)  
**Forced Fumbles** 1 at Army (11/18/23)  
**Fumble Recoveries** 1 at Army (11/18/23)

**JAMES JOHNSON JR.**

**Tackles** 1 (4x) last at Army (11/18/23)

**AVYONNE JONES**

**Tackles** 1(2x) last vs. James Madison (11/25/23)  
**Solo Tackles** 1 vs. Duquesne (09/16/23)

**KENDALL KARR**

**Receptions** 3(2x) last at Arkansas State (10/21/23)  
**Receiving Yards** 32 at App State (10/10/23)  
**Longest Reception** 32 at App State (10/10/23)  
**Touchdowns** 1 (3x) last at Arkansas State (10/21/23)

**JT KILLEN**

**Tackles** 15 at Army (11/18/23)  
**Solo Tackles** 5 at Army (11/18/23)  
**Sacks** 1.0 (3x) last at ULM (10/8/22)  
**TFLs** 1.0 (8x) last at Arkansas State (10/21/23)  
**Pass Breakups** 2(2x) last vs. James Madison (11/25/23)  
**Forced Fumbles** 1 (2x) last at GSU (9/22/22)  
**Fumble Recovery** 2 at ULM (10/8/22)  
**Interceptions** 1 vs. Duquesne (09/16/23)  
**QB Hurries** 1(5x) last vs. James Madison (11/25/23)  
**Kick Returns** 1 vs. NIU (12/17/21)  
**Kick Return Yards** 8 vs. NIU (12/17/21)  
**Long Kick Return** 8 vs. NIU (12/17/21)

**SPENCER KISHBAUGH**

**Tackles** 1 at Old Dominion (11/04/23)

**JAHBARI KYKENDALL**

**Rushes** 3 vs. Duquesne (09/16/23)  
**Rushing Yards** 33 vs. Duquesne (09/16/23)  
**Longest Rush** 34 vs. Duquesne (09/16/23)

**DARREN LLOYD**

**Rushes** 2 vs. Duquesne (09/16/23)  
**Rushing Yards** 6 vs. Duquesne (09/16/23)  
**Longest Rush** 4 vs. Duquesne (09/16/23)

**KEONTE LUSK (at Coastal Carolina)**

**Tackles** 7 at UCLA (09/02/23)  
**Solo Tackles** 5 at UCLA (09/02/23)  
**Interceptions** 1 (3x) last at Army (11/18/23)  
**TFLs** 1.0 (2x) last vs. Buffalo (9/17/22)  
**QB Hurries** 1 at UCLA (09/02/23)  
**Pass Breakup** 1 (3x) last at Arkansas State (10/10/23)  
**Forced Fumbles** 1 at App State (10/10/23)

**JOSHUA MADISON (at Coastal Carolina)**

**Tackles** 6 vs. ODU (10/15/22)  
**Solo Tackles** 5 at Marshall (10/29/22)  
**Sacks** 1.0 at Marshall (10/29/22)  
**TFLs** 1.0 (3x) last at Troy (12/3/22)  
**QB Hurries** 1 at JMU (11/26/22)  
**Pass Breakups** 1 vs. Buffalo (9/17/22)  
**Forced Fumbles** 1 (2x) last at Marshall (10/29/22)

**MICHEAL MASON (at Coastal Carolina)**

**Tackles** 12 at Old Dominion (11/04/23)  
**Solo Tackles** 6 at Old Dominion (11/04/23)  
**Sacks** 2.5 at Old Dominion (11/04/23)  
**TFLs** 2.0 (2x) last vs. Marshall (10/28/23)  
**Sacks** 1.0 vs Jacksonville State (09/09/23)  
**QB Hurries** 1(4x) last vs. Texas State (11/11/23)  
**Pass Breakups** 1 at UCLA (09/02/23)  
**Forced Fumbles** 1 vs. Marshall (10/28/23)  
**Fumble Recoveries** 1 vs. Marshall (10/28/23)

**LOGAN MAULDIN**

**Receptions** 1 vs. Buffalo (9/17/22)  
**Receiving Yards** 9 vs. Buffalo (9/17/22)  
**Longest Reception** 9 vs. Buffalo (9/17/22)  
**Receiving TDs** -

**GRAYSON MCCALL**

**Completions** 29 at Troy (12/3/22)  
**Pass Attempts** 42 (2x) last vs. Ga. St. (09/21/23)  
**Passing Yards** 373 at App State (10/10/23)  
**Longest Pass** 99 at Arkansas State (10/7/21)  
**Passing TDs** 5 vs. Texas State (11/20/21)  
**Rushes** 17 vs. Arkansas State (10/3/20)  
**Rushing Yards** 96 vs. #23 Liberty (12/26/20)  
**Longest Rush** 62 vs. App State (11/21/20)  
**Rushing TDs** 2 at Kansas (9/12/20)

**MATTHEW MCDOOM**

**Tackles** 8 vs. ECU (12/27/22)  
**Solo Tackles** 6 vs. ECU (12/27/22)  
**TFLs** 1.0 at JMU (11/26/22)  
**Pass Breakups** 2 at App State (10/10/23)  
**QB Hurries** 1 vs. ECU (12/27/22)  
**Kick Returns** 3 (4x) last vs. App State (11/3/22)  
**Kick Return Yards** 115 vs. Gardner-Webb (9/10/22)  
**Long Kick Return** 95 vs. Gardner-Webb (9/10/22)  
**Kick Return TDs** 1 vs. Gardner-Webb (9/10/22)

**TYSON MOBLEY**

**Receptions** 7 at Troy (12/3/22)  
**Receiving Yards** 109 at Troy (12/3/22)  
**Longest Reception** 39 vs. Texas State (11/20/21)  
**Receiving TDs** 2 vs. Gardner-Webb (9/10/22)  
**Rushes** 1 (5x) last at Marshall (10/29/22)  
**Rushing Yards** 32 vs. UMass (9/25/21)  
**Longest Rush** 32 vs. UMass (9/25/21)  
**Rushing TDs** 1 vs. UMass (9/25/21)  
**Punt Returns** 2 (3x) last at JMU (11/26/22)  
**Punt Return Yards** 25 at JMU (11/26/22)  
**Long Punt Return** 17 at JMU (11/26/22)  
**Tackles** 1 (3x) last at UCLA (09/02/23)

**DRE PINCKNEY**

**Tackles** 10 vs. NIU (12/17/21)  
**Solo Tackles** 5 vs. NIU (12/17/21)  
**TFLs** 1.0 at South Alabama (11/26/21)  
**Fumbles Recovered** 1 vs. NIU (12/17/21)  
**Pass Breakups** 1 vs. Texas State (11/20/21)  
**Interceptions** 1 vs. Marshall (10/28/23)

**SAM PINCKNEY (at Coastal Carolina)**

<b>Receptions</b>	11	at Troy (12/3/22)
<b>Receiving Yards</b>	139	at UCLA (09/02/23)
<b>Longest Reception</b>	63	vs. Jacksonville St. (09/09/23)
<b>Receiving TDs</b>	1	(10x) last at Army (11/18/23)
<b>Rushing Yards</b>	7	at Georgia Southern (09/30/23)
<b>Longest Rush</b>	7	at Georgia Southern (09/30/23)
<b>Tackles</b>	1	at Georgia Southern (09/30/23)
<b>Solo Tackles</b>	1	at Georgia Southern (09/30/23)

**TRE' PINKNEY (at Coastal Carolina)**

<b>Tackles</b>	12	vs. Buffalo (9/17/22)
<b>Solo Tackles</b>	7	at Georgia State (9/22/22)
<b>TFLs</b>	1.0	at Georgia State (9/22/22)
<b>Pass Breakups</b>	1	vs. Ga. Southern (10/11/22)
<b>Interceptions</b>	1	(2x) last vs. Ga. Southern (10/1/22)

**DAVID PORTU**

<b>Tackles</b>	3	vs. Duquesne (09/16/23)
<b>TFLs</b>	0.5	vs. Duquesne (09/16/23)

**JUAN POWELL**

<b>Tackles</b>	10	at Ga. Southern (09/30/23)
<b>Solo Tackles</b>	6	(2x) last at Arkansas State (10/21/23)
<b>TFLs</b>	2.0	at Old Dominion (11/04/23)
<b>Pass Breakups</b>	1	(6x) last vs. Texas State (11/11/23)
<b>QB Hurries</b>	1	at Old Dominion (11/04/23)

**JACOB PROCHE (at Coastal Carolina)**

<b>Tackles</b>	5	at Troy (12/3/22)
<b>Solo Tackles</b>	3	(4x) last vs. App State (11/3/22)
<b>TFLs</b>	1.0	at Marshall (10/29/22)
<b>Pass Breakups</b>	1	(6x) last vs. Duquesne (09/16/23)
<b>Interceptions</b>	1	vs. Buffalo (9/17/22)
<b>Forced Fumbles</b>	1	at Marshall (10/29/22)
<b>Punt Returns</b>	2	vs. ULM (10/2/21)
<b>Punt Return Yards</b>	-6	vs. ULM (10/2/21)

**CHRIS RHONE**

<b>Receptions</b>	1	(3x) last vs. Ga. St. (09/21/23)
<b>Receiving Yards</b>	33	vs. Ga. St. (09/21/23)
<b>Longest Reception</b>	33	vs. Ga. St. (09/21/22)
<b>Receiving TDs</b>	1	vs. ULM (10/2/21)

**KENNEDY ROBERTS**

<b>Tackles</b>	5	(3x) last at Army (11/18/23)
<b>Solo Tackles</b>	3	at Troy (12/3/22)
<b>Sacks</b>	1.0	(2x) last at Troy (12/3/22)
<b>TFLs</b>	2.0	(2x) last at Troy (12/3/22)
<b>QB Hurries</b>	3	vs. USM (11/12/22)
<b>Pass Breakups</b>	1	vs. Buffalo (9/17/22)
<b>Fumble Recovery</b>	1	(2x) last vs. App State (11/3/22)
<b>Blocked Kicks</b>	1	vs. Campbell (9/18/20)

**WILL ROGERS (at Coastal Carolina)**

<b>Tackles</b>	1	vs. Dupuesne (09/16/23))
<b>TFLs</b>	0.5	vs. Duquesne (09/16/23))

**BRAYLON RYAN**

<b>Tackles</b>	4	(2x) last at Army (11/18/23)
<b>Solo Tackles</b>	2	(3x) at Army (11/18/23)
<b>Sacks</b>	1.0	vs. Buffalo (9/17/22)
<b>TFLs</b>	1.0(4x)	last at Arkansas State (10/21/23)
<b>QB Hurries</b>	2	at Marshall (10/29/22)
<b>Forced Fumbles</b>	1	(2x) last vs. Georgia St. (09/21/23)
<b>Fumble Recovery</b>	1	vs. Gardner-Webb (9/10/22)

**KYRIE SAMUEL**

<b>Tackles</b>	1	(2x) last vs. Marshall (10/28/23)
----------------	---	-----------------------------------

<b>Solo Tackles</b>	1	vs. Marshall (10/28/23)
<b>TFLs</b>	0.5	vs. Duquesne (09/16/23)

**MASON SHELTON**

<b>Tackles</b>	6	at App State (10/10/23)
<b>Solo Tackles</b>	4	at App State (10/10/23)
<b>TFLs</b>	1.0	vs. The Citadel (9/2/21)
<b>Fumble Recovery</b>	1	vs. Duquesne (09/16/23)
<b>Punt Returns</b>	1	vs. UMass (9/25/21)
<b>Punt Return Yards</b>	33	at Georgia Southern (11/6/21)
<b>Long Punt Return</b>	33	at Georgia Southern (11/6/21)
<b>Touchdowns</b>	1	at Georgia Southern (11/6/21)
		(blocked punt)
<b>Blocked Kicks</b>	1	vs. UMass (9/25/21)(punt)
<b>Kick Returns</b>	1	vs. James Madison (11/25/23)
<b>Kick Return Yards</b>	3	vs. James Madison (11/25/23)
<b>Long Kick Return</b>	3	vs. James Madison (11/25/23)

**JA'VIN SIMPKINS**

<b>Rushes</b>	6(2x)	last vs. James Madison (11/25/23)
<b>Rushing Yards</b>	50	vs. Duquesne (09/16/23)
<b>Longest Rush</b>	22	vs. Duquesne (09/16/23)
<b>Rushing TDs</b>	1	vs. Duquesne (09/16/23)
<b>Kick Returns</b>	3	(2x) last at Ga. So. (09/30/23)
<b>Kick Return Yards</b>	48	(2x) last at Ga. So. (09/30/23)
<b>Long Kick Return</b>	32	at Old Dominion (11/04/23)

**TRELON SLADE**

<b>Tackles</b>	1	vs. Duquesne (09/16/23)
<b>Pass Breakups</b>	1	vs. Marshall (10/28/23)

**ABRAHAM TEMONEY III**

<b>Tackles</b>	8	vs. James Madison (11/25/23)
<b>Solo Tackles</b>	5	vs. James Madison (11/25/23)
<b>Fumble Recovery</b>	1	(2x) last at App State (10/10/23)
<b>Forced Fumbles</b>	1	vs. Duquesne (09/16/23)
<b>Touchdowns</b>	1	vs. Georgia State (09/21/23)
<b>Pass Breakups</b>	1	(2x) last vs. Texas State (11/11/23)

**DAMI'ON THOMPSON**

<b>Receptions</b>	1	vs. ECU (12/27/22)
<b>Receiving Yards</b>	9	vs. ECU (12/27/22)
<b>Longest Reception</b>	9	vs. ECU (12/27/22)
<b>Receiving TDs</b>	-	N/A

**TEDDY TIOKENG**

<b>Tackles</b>	3	vs. James Madison (11/25/23)
<b>Solo Tackles</b>	1	vs. Marshall (10/28/23)
<b>TFLs</b>	0.5	vs. Duquesne (09/16/23)
<b>QB Hurries</b>	1	(2x) last vs. Texas State (11/11/23)

**JAMESON TUCKER**

<b>Receptions</b>	3(2x)	last vs. James Madison (11/25/23)
<b>Receiving Yards</b>	100	at App State (10/10/23)
<b>Longest Reception</b>	51	at App State (10/10/23)
<b>Receiving TDs</b>	1	(3x) last at Army (11/18/23)
<b>Tackles</b>	1	(2x) last at Old Dominion (11/04/23)
<b>Solo Tackles</b>	1	(2x) last at Old Dominion (11/04/23)

**ETHAN VASKO**

<b>Completions</b>	21	vs. James Madison (11/25/23)
<b>Pass Attempts</b>	31	at Old Dominion (11/04/23)
<b>Passing Yards</b>	254	vs. James Madison (11/25/23)
<b>Passing TDs</b>	2	vs. Texas State (11/11/23)
<b>Longest Pass</b>	46	vs. James Madison (11/25/23)
<b>Rushes</b>	21	at Old Dominion (11/04/23)
<b>Rushing Yards</b>	170	at Old Dominion (11/04/23)
<b>Rushing TDs</b>	1(2x)	last vs. James Madison (11/25/23)
<b>Longest Rush</b>	75	at Old Dominion (11/04/23)
<b>Receptions</b>	1	vs. Marshall (10/28/23)

<b>Punts</b>	1	at Old Dominion (11/04/23)
<b>Punt Yards</b>	43	at Old Dominion (11/04/23)
<b>Punt Avg.</b>	43.0	at Old Dominion (11/04/23)
<b>Long Punt</b>	43	at Old Dominion (11/04/23)

**DEMETRIUS WATSON**

<b>Tackles</b>	1	(2x) last vs. Marshall (10/28/23))
<b>Solo Tackles</b>	1	at UCLA (12/27/22)

**MACK WEST**

<b>Punts</b>	1	(4x) last vs. ECU (12/27/22)
<b>Punt Yards</b>	34	vs. ECU (12/27/22)
<b>Punt Avg.</b>	34.0	vs. ECU (12/27/22)
<b>Long Punt</b>	34	vs. ECU (12/27/22)
<b>Inside 20</b>	1	(3x) last vs. ECU (12/27/22)

**REESE WHITE**

<b>Rushes</b>	21	vs. Army (9/3/22)
<b>Rushing Yards</b>	133	vs. Army (9/3/22)
<b>Longest Rush</b>	67	vs. Buffalo (9/17/22)
<b>Rushing TDs</b>	3	vs. Kansas (9/10/21)
<b>Receptions</b>	3	vs. Gardner-Webb (9/10/22)
<b>Receiving Yards</b>	58	at ULM (11/23/19)
<b>Longest Reception</b>	41	at ULM (11/23/19)
<b>Receiving TDs</b>	2	vs. Army (9/3/22)

**WILL WHITSON (at Coastal Carolina)**

<b>Tackles</b>	8	vs. Texas State (11/11/23)
<b>Solo Tackles</b>	4	vs. Texas State (11/11/23)
<b>Tackles for Loss</b>	2.0	vs. Texas State (11/11/23)
<b>Sacks</b>	2.0	vs. Texas State (11/11/23)
<b>QB Hurries</b>	2	at App State (10/10/23)



CAREER STARTS/GAMES PLAYED

CAREER STARTS (AT COASTAL CAROLINA ONLY)

NAME	'19	'20	'21	'22	'23	TOT. CONS.
G. McCall	-	11	11	11	7	40
R. White	-	7	5	6	8	26
J. Killen	1	-	-	13	12	26
W. McDonald	-	-	-	13	12	25
S. Pinckney	-	-	-	13	12	25
K. Roberts	-	-	-	13	9	22
Jared Brown	-	-	-	11	9	20
T. Mobley	-	1	2	12	1	16
S. Bruce	-	-	-	9	10	19
T. Fletcher	-	-	1	7	10	18
B. Ryan	-	-	2	7	11	20
B. Bennett	-	-	7	2	5	14
D. Wilson	-	-	-	12	-	12
W. Moise	-	-	-	11	-	11
C. Arnold Jr.	-	-	-	8	-	8
T. Jackson	-	-	3	5	-	8
E. Johnson	-	-	2	5	-	7
Jahmar Brown	-	-	-	6	1	7
Z. Lindsay	-	-	-	1	12	13
J. Griffin	-	-	-	1	5	6
C. Isbell	-	-	-	-	12	12
D. Luther	-	-	-	2	9	11
M. McDoom	-	-	-	1	11	12
J. Powell	-	-	-	-	10	10
N. Del Grande	-	-	-	-	11	11
K. Karr	-	-	-	-	11	11
K. Lusk	-	-	-	-	11	11
M. Mason	-	-	-	-	11	11
J. Proche	-	-	2	2	-	4
C. Beasley	-	-	-	4	-	4
T. Johnson	-	-	-	-	4	4
J. Madison	-	-	-	4	-	4
J. Tucker	-	-	-	-	10	10
T. Pinkney	-	-	-	3	-	3
J. Guest	-	-	-	2	2	4
D. Fountain	-	-	-	2	-	2
D. Pinckney	-	-	1	1	1	3
M. Balthazar	-	-	-	1	-	1
K. Duplessis	-	-	-	1	2	3
J. Grant III	-	-	-	-	1	1
Joah Cash	-	-	-	-	1	1
Z. Elam	-	-	-	-	7	7
W. Whitson	-	-	-	-	7	7
E. Jumper	-	-	-	-	1	1
A. Temoney	-	-	-	-	3	3
M. Alaimo	-	-	-	-	1	1
A. Henry	-	-	-	-	3	3
E. Vasko	-	-	-	-	3	3
M. Shelton	-	-	-	-	2	2

CAREER GAMES PLAYED (AT COASTAL CAROLINA ONLY)

NAME	'19	'20	'21	'22	'23	TOT. CONS.
K. Roberts	9	12	13	13	12	59
J. Killen	4	12	13	13	12	54
R. White	10	12	9	10	9	50
W. McDonald	1	10	13	13	12	49
G. McCall	2	11	11	11	7	42
T. Mobley	-	5	13	13	5	36
D. Wilson	1	6	11	13	-	31
J. Proche	-	-	13	13	4	30
B. Ryan	-	-	13	13	12	38
T. Fletcher	-	-	12	13	11	36
M. Shelton	-	-	12	13	11	36
C. Beasley	-	1	10	13	10	34
T. Jackson	-	-	8	13	3	24
B. Bennett	-	4	13	4	11	32
P. Bunch	-	-	4	12	11	27
S. Bruce	-	7	-	10	10	27
D. Fountain	4	1	3	9	8	25
Z. Lindsay	-	-	3	13	12	28
E. Johnson	-	-	10	6	10	26
Jared Brown	-	-	2	13	12	27
J. Guest	1	1	6	7	7	22
K. Duplessis	-	-	2	12	12	26
J. Griffin	-	-	-	13	9	22
S. Pinckney	-	-	-	13	12	25
M. McDoom	-	-	-	13	12	25
K. Hensley	-	-	-	13	11	24
E. Crenshaw	-	-	-	13	12	25
J. Cash	-	-	-	13	7	20
C. Arnold Jr.	-	-	-	13	7	20
A. Henry	-	-	-	13	12	25
D. Luther	-	-	-	13	11	24
M. West	-	-	-	13	12	25
L. Gray	-	-	3	10	12	23
T. Pinkney	-	-	1	12	7	20
T. Wagner	-	-	13	-	5	18
W. Moise	-	-	-	12	2	14
J. Madison	-	-	-	12	5	17
A. Walton	-	-	-	12	7	19
C. Atkinson	-	-	-	10	4	14
J. Tucker	-	-	1	8	12	21
C. Rhone	-	-	2	7	4	13
M. Balthazar	-	-	-	8	12	20
J. Johnson Jr.	-	1	2	4	8	15
Jahmar Brown	-	-	-	7	5	12
L. Mauldin	-	-	2	3	4	9
T. Johnson	-	-	-	4	1	5
D. Pinckney	-	-	3	1	10	14
D. Thompson	-	-	-	2	-	2
D. Coleman	-	-	-	1	8	9
J. Powell	-	-	-	-	9	9
C. Isbell	-	-	-	-	12	12
K. Lusk	-	-	-	-	11	11
M. Mason	-	-	-	-	12	12
A. Temoney	-	-	-	-	12	12
C. Eubanks	-	-	-	-	12	12

W. Gedeon	11	11	11
W. Whitson	11	11	11
K. Jenkins	8	8	-
C. Hatcher	12	12	12
T. Brown	10	10	3
B. Graves	12	12	12
K. Karr	11	11	11
M. Alaimo	11	11	2
G. Hooper Price	10	10	10
M. Scicchitano	2	2	-
N. Del Grande	11	11	11
J. Grant III	3	3	-
E. Vasko	7	7	1
C. Anokwuru	11	11	11
Z. Elam	11	11	11
J. Hanson	4	4	-
E. Jumper	5	5	1
C. Marlon	1	1	-
C. Berrong	1	1	-
A. Jones	6	6	1
B. Boda	3	3	-
T. Slade	4	4	-
S. Saylor	1	1	-
D. Lloyd	1	1	-
J. Kuykendall	1	1	-
L. Sullivan	3	3	1
S. Kishbaugh	4	4	-
J. Kirkpatrick	2	2	-
J. Simpkins	10	10	10
N. Thompson	1	1	-
J. Addison	1	1	-
T. Tiokeng	6	6	5
D. Manson	5	5	-
M. Corey III	1	1	-
W. Rogers	2	2	-
D. Watson	2	2	-
K. Samuel	3	3	1
D. Portu	1	1	-
Bryson Boone	1	1	-
B. Johnson	3	3	3

STARTERS

STARTING LINEUPS

OFFENSE	LT	LG	C	RG	RT	TE/WR	WR/TE	WR	WR/RB	RB	QB
at UCLA	Del Grande	McDonald	Johnson	Luther	Lindsay	Grant	Brown	Pinckney	Tucker	White	McCall
JAX STATE	Del Grande	McDonald	Johnson	Luther	Lindsay	Karr	Brown	Pinckney	Tucker	White	McCall
DUQUESNE	Del Grande	McDonald	Johnson	Luther	Lindsay	Karr	Brown	Pinckney	Tucker	Bennett	McCall
GEORGIA STATE	Del Grande	McDonald	Johnson	Elam	Lindsay	Karr	Brown	Pinckney	Tucker	Bennett	McCall
at Ga. Southern	Hanson	McDonald	Johnson	Luther	Lindsay	Karr	Brown	Pinckney	Mobley	Bennett	McCall
at App State	Del Grande	McDonald	Jumper	Luther	Lindsay	Karr	Brown	Pinckney	White	Bennett	McCall
at Arkansas State	Del Grande	McDonald	Elam	Luther	Lindsay	Karr	Brown	Pinckney	Tucker	Bennett	McCall
MARSHALL	Del Grande	McDonald	Elam	Luther	Lindsay	Karr	Alaimo	Pinckney	Tucker	White	Guest
at Old Dominion	Del Grande	McDonald	Elam	Luther	Lindsay	Karr	Brown	Pinckney	Tucker	White	Vasko
TEXAS STATE	Del Grande	McDonald	Elam	Luther	Lindsay	Karr	Duplessis	Pinckney	Tucker	White	Vasko
at Army	Del Grande	McDonald	Elam	Luther	Lindsay	Karr	Duplessis	Pinckney	Tucker	White	Guest
JAMES MADISON	Del Grande	McDonald	Elam	Luther	Lindsay	Karr	Brown	Pinckney	Tucker	White	Vasko

DEFENSE	DL	DL	DL	OLB	LB	LB	NICKEL	CB	SS	FS	CB
at UCLA	Griffin	Roberts	Mason	Ryan	Killen	Bruce	Powell	Lusk	Fletcher	Isbell	McDoom
JAX STATE	Griffin	Roberts	Mason	Ryan	Killen	Bruce	Cash	Powell	Fletcher	Isbell	McDoom
DUQUESNE	Griffin	Roberts	Mason	Ryan	Killen	Bruce	Powell	Lusk	Fletcher	Isbell	McDoom
GEORGIA STATE	Griffin	Roberts	Mason	Ryan	Killen	Bruce	Powell	Lusk	Fletcher	Isbell	McDoom
at Ga. Southern	Griffin	Roberts	Whitson	Ryan	Killen	Bruce	Powell	Lusk	Fletcher	Isbell	McDoom
at App State	Whitson	Roberts	Mason	Ryan	Killen	Bruce	Powell	Lusk	Fletcher	Isbell	McDoom
at Arkansas State	Whitson	Roberts	Mason	Ryan	Killen	Bruce	Powell	Lusk	Temoney	Isbell	McDoom
MARSHALL	Whitson	Roberts	Mason	Ryan	Killen	Bruce	Powell	Lusk	Fletcher	Isbell	McDoom
at Old Dominion	Whitson	Henry	Mason	Ryan	Killen	Bruce	Powell	Lusk	Temoney	Isbell	McDoom
TEXAS STATE	Whitson	Henry	Mason	Ryan	Killen	Shelton	Powell	Lusk	Fletcher	Isbell	McDoom
at Army	Whitson	Henry	Mason	Ryan	Killen	Shelton	Pinckney	Lusk	Fletcher	Isbell	McDoom
JAMES MADISON	Whitson	Roberts	Mason	Ryan	Killen	Bruce	Temoney	Lusk	Fletcher	Isbell	McDoom

GAMEDAY INFORMATION

GAME INFORMATION

	COIN TOSS	CCU KO/REC.	CCU 1ST OFF. PLAY	CCU 1ST POSSESSION	OPP. 1ST POSSESSION	KICKOFF TIME (ET)	GAME LENGTH	CCU HELMET	CCU JERSEY	CCU PANTS
at UCLA	CCU	KO	J. Brown pass completion	Missed FG	TD	10:35 p.m.	3:26	White	White	Teal
JAX STATE	JSU	REC	R. White rush	TD	FG	7:02 p.m.	4:00	Black	Teal	Teal
DUQUESNE	DUQ	KO	G. McCall pass completion	TD	Punt	7:02 p.m.	3:14	Teal	Black	Black
GEORGIA STATE	GSU	KO	G. McCall incomplete pass	Punt	TD	7:35 p.m.	3:49	White	White	White
at Ga. Southern	GS	REC	G. McCall rush	TD	Punt	7:03 p.m.	3:44	White	White	Black
at App State	APP	REC	B. Bennett rush	TD	Punt	7:36 p.m.	3:28	Teal	White	Teal
at Arkansas State	ASU	REC	G. McCall pass completion	Punt	Punt	6:02 p.m.	3:27	Teal	White	White
MARSHALL	MAR	REC	J. Guest pass completion	FG	Missed FG	6:03 p.m.	3:25	Black	Teal	Black
at Old Dominion	CCU	KO	E. Vasko pass completion	Fumble	Punt	3:32 p.m.	3:40	Black	White	White
TEXAS STATE	TSU	KO	E. Vasko pass completion	Punt	TD	3:33 p.m.	3:22	Black	Black	Black
at Army	CCU	KO	J. Guest pass completion	TD	TD	12:03 p.m.	3:10	Teal	White	Teal
JAMES MADISON	CCU	KO	E. Vasko rush	Punt	Punt	3:35 p.m.	3:20	Teal	Teal	Teal

\* touchdown

DRIVES

DRIVE CHART

	DISPLAYED COASTAL/OPPONENT												
	Possessions	TDs	FGs Made	FGs Missed	Fumble	Int.	Safety	Punt	Downs	Half	80+yard GameDrives	Defense 3 and Out *	
at UCLA	11/11	1/3	2/2	2/0	1/0	3/2	0/0	2/2	1/0	1/0	0/1	0/0	1/2
JAX STATE	12/11	3/1	3/3	0/0	0/1	0/0	0/0	4/3	1/0	2/0	0/0	0/0	3/1
DUQUESNE	9/13	7/1	1/0	0/1	1/1	3/0	0/0	1/4	1/0	0/0	2/1	1/0	3/0
GEORGIA STATE	9/10	7/1	1/0	0/1	0/1	0/0	0/0	1/4	1/0	0/0	2/1	0/1	1/1
at Georgia Southern	14/13	7/1	1/0	0/1	0/1	0/0	0/0	1/4	1/0	1/1	1/1	0/0	3/3
at App State	11/10	3/3	2/1	0/0	0/1	0/0	0/0	3/4	1/0	1/0	0/0	1/1	0/1
at Arkansas State	13/13	3/2	2/1	1/1	1/0	0/2	0/0	5/5	0/0	0/1	1/0	3/0	3/3
MARSHALL	13/13	4/0	2/2	1/1	1/1	1/4	0/0	2/3	1/2	1/0	1/0	1/0	0/1
at Old Dominion	13/14	3/3	2/1	1/0	1/1	1/0	0/0	3/7	1/1	0/1	0/0	0/0	1/3
TEXAS STATE	11/12	4/3	1/1	0/0	0/0	0/0	0/0	3/5	2/2	1/0	0/1	2/0	3/5
at Army	9/8	3/3	0/0	0/0	0/1	1/1	0/0	3/1	1/1	1/0	0/1	0/0	2/0
JAMES MADISON	12/12	2/8	0/0	0/0	2/0	0/1	0/0	4/3	2/0	1/0	1/0	0/0	3/2
<b>TOTAL</b>													

\* offensive team is forced to punt (does not include turnovers, turnover on downs or end of half/game)

TURNOVERS

COASTAL CAROLINA TAKEAWAYS

NO.	OPP.	QTR	TURNOVER	DEFENDER(S)	LED TO	PTS. OFF
1.	UCLA	1	Interception	Clayton Isbell	FG	3
2.	UCLA	3	Interception	Clayton Isbell	Interception	-
3.	UCLA	4	Interception	Clayton Isbell	Interception	-
4.	JSU	3	Fumble	Clinton Anodwuru	Punt	-
5.	Duquesne	1	Interception	JT Killen*	TD	7
6.	Duquesne	1	Fumble	Mason Shelton	TD	7
7.	Duquesne	2	Interception	Keonte Lusk	TD	7
8.	Duquesne	2	Interception	Tobias Fletcher*	TD	7
9.	Georgia State	4	Fumble	Abraham Temoney*	TD	7
10	App State	4	Fumble	Abraham Temoney	FG	3
11	Ark. St.	1	Interception	Shane Bruce	FG	3
12	Ark. St.	4	Interception	Tobias Fletcher	TD	7
13	Marshall	2	Interception	Courtney Eubanks	TD	7
14	Marshall	3	Interception	Keonte Lusk	Interception	-
15	Marshall	4	Fumble	Micheal Mason	TD	7
16	Marshall	4	Interception	Tray Brown	Punt	-
17	Marshall	4	Interception	Dre Pinckney	End of game	-
18	ODU	4	Fumble	Shane Bruce	End of game	-
19	Army	2	Interception	Keonte Lusk	End of half	-
20	JMU	2	Interception	Courtney Eubanks	Punt	-
* Defensive touchdown					Points	65

COASTAL CAROLINA GIVEAWAYS

NO.	OPP.	QTR	TURNOVER	PLAYER	LED TO	PTS. OFF
1.	UCLA	3	Interception	Grayson McCall	Punt	-
2.	UCLA	4	Interception	Grayson McCall	FG	3
3.	UCLA	4	Fumble	Grayson McCall	Half	-
4.	Duquesne	3	Fumble	Tyson Mobley	TD	7
5.	Ga. So.	1	Interception	Grayson McCall	TD	7
6.	Ga. So.	2	Interception	Grayson McCall	TD	7
7.	Ga. So.	3	Interception	Grayson McCall	TD	7
8.	Ga. So.	4	Interception	Grayson McCall	Half	-
9	Ark. St.	3	Fumble	Grayson McCall	Punt	-
10	Marshall	2	Fumble	Jared Brown	FG	3
11	Marshall	3	Interception	Jarrett Guest	Downs	-
12	ODU	1	Fumble	Braydon Bennett	TD	7
13	ODU	3	Interception	Ethan Vasko	TD	7
14	Army	3	Interception	Jarrett Guest	Downs	-
15	JMU	2	Fumble	Ethan Vasko	TD	7
16	JMU	3	Fumble	Braydon Bennett	TD	7
* Defensive touchdown					Points	62

COASTAL CAROLINA TAKEAWAYS

2023 Season: 19 (13 interceptions, 6 fumble recoveries)  
 2022 season: 21 (9 interceptions, 12 fumble recoveries)  
 2021 season: 13 (6 interceptions, 7 fumble recoveries)  
 2020 season: 25 (16 interceptions, 9 fumble recoveries)  
 2019 season: 17 (11 interceptions, 6 fumble recoveries)

COASTAL CAROLINA GIVEAWAYS

2023 Season: 14 (9 interceptions, 5 fumbles lost)  
 2022 season: 19 (6 interceptions, 13 fumbles lost)  
 2021 season: 10 (4 interceptions, 6 fumbles lost)  
 2020 season: 12 (5 interceptions, 7 fumbles lost)  
 2019 season: 17 (9 interceptions, 8 fumbles lost)

SCORING DRIVES

COASTAL SCORING DRIVES

Table of Coastal Scoring Drives with columns for QTR, TD, FG, PLAYERS, PLAY, PL, YDS, TIME. Includes teams like UCLA, ISU, Duquesne, Georgia St., Ga. So., App State, Ark. State, Marshall, ODU, Texas State, Army, and IMU.

OPPONENT SCORING DRIVES

Table of Opponent Scoring Drives with columns for QTR, TD, FG, PLAYERS, PLAY, PL, YDS, TIME. Includes teams like UCLA, ISU, Georgia St., Ga. So., App State, Ark. State, Marshall, ODU, Texas State, Army, and IMU.

EXPLOSIVE PLAYS

COASTAL BIG PLAYS (20+ YARDS)

Table of Coastal Big Plays (20+ Yards) with columns for NO., OPPONENT, PLAYER(S), PLAY, DOWN-DIST., YDS. Includes teams like UCLA, ISU, Duquesne, Georgia State, Georgia Southern, App State, Arkansas State, Marshall, Old Dominion, Texas State, Army, and James Madison.

OPPONENT BIG PLAYS (20+ YARDS)

Table of Opponent Big Plays (20+ Yards) with columns for NO., OPPONENT, PLAYER(S), PLAY, DOWN-DIST., YDS. Includes teams like UCLA, ISU, Duquesne, Georgia State, Georgia Southern, App State, Arkansas State, Marshall, Old Dominion, Texas State, Army, and James Madison.

COASTAL CAROLINA BIG PLAYS

2023 season: 60
2022 season: 84
2021 season: 94
2020 season: 75
2019 season: 56

OPPONENT BIG PLAYS

2023 season: 45
2022 season: 103
2021 season: 77
2020 season: 66
2019 season: 80



THE LAST TIME BY A CHANTICLEER ...

RUSHING

30-plus Rushing Attempts: ..... 32 by Lorenzo Taliaferro at Elon (09-28-13)  
 40 to 69-Yard Run (no touchdown): .....48 by Jared Brown at Army (11-18-23)  
 40 to 69-Yard Touchdown Run: .....45 by Jared Brown vs. App State (11-03-22)  
 70-Yard plus Run (no touchdown): ..... 76 by Tyler Thigpen at Gardner-Webb (11-11-06)  
 70-Yard plus Touchdown Run: .....75 by Ethan Vasko at Old Dominion (11-04-23)  
 2-plus Rushing Touchdowns: .....2 by Reese White vs. Southern Miss (11-12-22)  
 4-plus Rushing Touchdowns: ..... 4 by Lorenzo Taliaferro at Liberty (10-19-13)  
 100-Yard Rusher.....170 by Ethan Vasko at Old Dominion (11-04-23)  
 Two Players with 100 Yards plus Rushing: ..... 102 by Bryce Carpenter & 100 by CJ Marable  
 .....at UMass (09-21-19)  
 100 Yards Rushing and Receiving (Same Player): .....NA  
 100-Yard Rusher/100-Yard Receiver: ..... by Braydon Bennett (114) & Sam Pinckney (132)  
 ..... and Jared Brown at Georgia Southern (09-30-23)

PASSING

30-plus Pass Completions: .....32 by Bryce Carpenter vs. Troy (11-02-19)  
 Consecutive Completions: ..... 16 by Zach MacDowall at VMI (11-06-10)  
 .....\* Grayson McCall completed 16-straight passes over a three-game span  
 ..... vs. UMass (09-25-21); vs. ULM (10-02-21); at A-State (10-07-21) (1st half)  
 40-plus Pass Attempts: .....42 by Grayson McCall vs Georgia State (09-21-23)  
 4-plus Touchdown Passes: ..... 4 by Grayson McCall vs. Northern Illinois (12-17-21)  
 5-plus Touchdown Passes: .....5 by Grayson McCall vs. Texas State (11-20-21)  
 300-plus Yards Passing: ..... 373 by Grayson McCall at Appalachian State (10-10-23)  
 400-plus Yards Passing: ..... 415 by Alex Ross vs. The Citadel (11-28-15)  
 100 Yards Rushing and 200 Passing: ..... by Alex Ross (155-202) at Montana (12-07-13)  
 350-plus Yards Total Offense: .....350 by Ethan Vasko at Old Dominion (11-04-23)

RECEIVING

10-plus Receptions: ..... 11 by Sam Pinckney at Troy (12-03-22)  
 3-plus Touchdown Receptions: .....4 by Isaiah Likely at Arkansas State (10-07-21)  
 Two Players with at least 2 TD Receptions: .....Chris Jones (2) and Tyrell Blanks (2)  
 .....vs. Kennesaw State (11-14-15)  
 200-plus Yards Receiving: .....232 (8 rec.) by Isaiah Likely at Arkansas State (10-07-21)  
 Two Players with 100-Yards Receiving: .102 by Sam Pinckney (7) and 100 by Jameson Tucker (3)  
 ..... at Appalachian State (10-10-23)  
 100-plus Receiving Yards by WR: ..... 116 by Jared Brown (8 rec.) at Army (11-18-23)  
 100-plus Receiving Yards by RB: . 129 by De'Angelo Henderson (7 rec.) at Furman (09-05-15)  
 100-plus Receiving Yards by TE: .....101 by Isaiah Likely (7 rec.) vs. Georgia State (11-13-21)  
 50-plus Yard Reception: .....59 by Jared Brown at Army (11-18-23)  
 80-plus Yard Reception: .....99 (TD) by Isaiah Likely at Arkansas State (10-07-21)  
 Rushing and Receiving Touchdown: .....(1-1) by Jared Brown vs Jacksonville State (09-09-23)  
 Passing and Receiving Touchdown: .....(1-1) by DeMario Bennett at Liberty (10-15-11)  
 200-plus All-Purpose Yards: .....236 (211 rush, 25 rec.) by Shermari Jones  
 .....at South Alabama (11-26-21)

SCORING TDs

Responsible for at least 3 TDs: ..... 3 (3 pass) by Jarrett Guest vs. Marshall (10-28-23)  
 Responsible for 6-plus TDs: .....6 (5 pass, 1 rush) by Zach MacDowall vs. Charleston So. (11-20-10)  
 Scored 4-plus Touchdowns: .....4 by Isaiah Likely at Arkansas State (10-07-21)  
 Scored 20-plus Points: ..... 24 by Isaiah Likely at Arkansas State (10-07-21)

DEFENSE

Had at least 15 Tackles: .....15 by JT Killen at Army (11-18-23)  
 Had 20-plus Tackles: ..... 20 by Quinn Backus vs. Liberty (11-22-14)  
 Had 3.0 or more Tackles-for-Loss: ..... 3.0 by Josaiah Stewart vs. Southern Miss (11-12-22)  
 Had 2.0 or more Sacks: .....2.0 by Will Whitson vs. Texas State (11-11-23)  
 Recorded a Safety: .....C.J. Brewer and Mateo Supido vs. Georgia State (11-13-21)  
 Created Two Turnovers: .....2 (INTs) by Lance Boykin vs. Gardner-Webb (09-10-22)  
 Intercepted a Pass:.....by Keonte Lusk at Army (11-18-23)  
 Interception Return for TD: ..... by JT Killen (30 yards) vs. Duquesne (09-16-23)  
 ..... by Tobias Fletcher (100 yards) vs Duquesne (09-16-23)  
 Two INTs in a Game, Same Player: ..... by Lance Boykin vs. Gardner-Webb (09-10-22)  
 3-plus INTs in a Game, Same Player: .....3 by Clayton Isbell at UCLA (09-02-23)  
 3-plus Pass Breakups:.....4 by Lance Boykin vs. Southern Miss (11-12-22)  
 Forced Fumble & Recovered Fumble in a Game: .... by Emmanuel Johnson at Army (11-18-23)  
 Forced 2-plus Fumbles: .....2 by Josaiah Stewart at Georgia Southern (11-06-21)  
 Recovered 2-plus Fumbles: ..... 2 by JT Killen at ULM (10-08-22)  
 Fumble Recovered/Returned for TD: .2 yards by Abraham Temoney vs. Georgia St. (09-21-23)  
 Defensive Extra Point: ..... 86 yards by Preston Carey at UAB (09-16-17)  
 Scored Two Defensive TDs: ..Alex Searce (INT, fumble rec) vs Central Conn State (11-22-16)

SPECIAL TEAMS

Returned Opening Kick for a Touchdown: .....NA  
 Kickoff Return for Touchdown: ..... 95 yards by Matthew McDoom vs. GWU (09-10-22)  
 Returned a Kickoff 50-plus Yards:.....50 yards by Matthew McDoom at GSU (09-22-22)  
 Punt Return for Touchdown: ..... 72 yards by Ky'Jon Tyler at ULM (11-23-19)  
 Returned a Punt 40-plus Yards: ..... 51 yards by Jared Brown vs Duquesne (09-16-23)  
 Blocked a Punt: .....by Alex Spillum at Georgia Southern (11-06-21)  
 Punt Blocked & Returned for a TD: .....Blocked by Alex Spillum  
 ..... Returned 33 yards by Mason Shelton at Georgia Southern (11-06-21)  
 Punt Blocked for a Safety: .....by Jarius McMillan at Jacksonville State (09-17-16)  
 Blocked a PAT: .....by Jeffrey Gunter vs. Kansas (09-10-21)  
 Blocked a FG:.....by Jerrod Clark at James Madison (11-26-22)  
 Returned Blocked FG for a TD: .....65 yards by Kenneth Daniels (blocked by Myles White)  
 ..... vs. Furman (09-24-16)  
 Had a 50-plus Yard Punt:.....53 yards by Evan Crenshaw vs. Texas State (11-11-23)  
 Had a 60-plus Yard Punt:.....67 yards by Evan Crenshaw at Georgia Southern (09-30-23)  
 Had a 45-plus Yard FG:..... 48 yards by Kade Hensley vs. Gardner-Webb (09-10-22)  
 Had a 50-plus Yard FG:.....50 yards by Massimo Biscardi at Appalachian State (10-20-21)  
 Missed an Extra Point:..... by Kade Hensley vs. Southern Miss (Blocked) (11-12-22)  
 Two-Point Conversion By Rush: .....by Bryce Archie vs. East Carolina (12-27-22)  
 Two-Point Conversion By Pass: ..... by Grayson McCall to Isaiah Likely  
 .....vs. Northern Illinois (12-17-21)

**THE LAST TIME COASTAL CAROLINA ...**

**RUSHING**

Team Had 50 Rushing Attempts: ..... 52 at Georgia State (09-22-22)  
 Team Had 60 Rushing Attempts: ..... 67 vs. Liberty (11-17-16)  
 Team Netted 300-plus Yards Rushing: ..... 315 at South Alabama (11-26-21)  
 Team Netted 400-plus Yards Rushing: ..... 406 at Texas State (11-28-20)  
 Team Failed To Net 50 Yards Rushing: ..... 46 vs. Gardner-Webb (09-10-22)  
 Team Failed To Net 100 Yards Rushing: ..... 74 vs. James Madison (11-25-23)  
 Team Rushed for 5-plus Touchdowns: ..... 5 vs. The Citadel (09-02-21)

**PASSING**

Team Completed 20-plus Passes: ..... 21 vs. James Madison (11-25-23)  
 Team Attempted 40-plus Passes: ..... 42 vs Georgia State (09-21-23))  
 Team Gained 300-plus Yards Passing: ..... 373 at App State (10-10-23)  
 Team Failed To Gain 100 Yards Passing: ..... 93 at James Madison (11-26-22)  
 Team Passed for 4-plus Touchdowns: ..... 4 vs. Northern Illinois (12-17-21)  
 Team Passed for 5-plus Touchdowns: ..... 5 vs. Texas State (11-20-21)

**TOTAL YARDS**

Team Gained 400 Total Offensive Yards: ..... 458 at Old Dominion (11-04-23)  
 Team Gained 500 Total Offensive Yards: ..... 569 at App State (10-10-23)  
 Team Gained 600 Total Offensive Yards: ..... 685 at Arkansas State (10-07-21)  
 Team Failed to Gain 300 Total Offensive Yards: ..... 271 at Marshall (10-29-22)  
 Team Failed to Gain 200 Total Offensive Yards: ..... 183 at James Madison (11-26-22)  
 Team Failed to Score a Touchdown: ..... at Stony Brook (10-29-11)

**THE LAST TIME BY AN OPPONENT ...**

**RUSHING**

100-plus Rushing Yards: ..... 112 by Tyson Riley at Army (11-18-23)  
 175-plus Rushing Yards: ..... 259 by Blake Watson vs. Old Dominion (10-15-22)  
 Two Players with at least 100 Yards Rushing: ..... by J. Ducker (146) & A. Brown (105)  
 ..... vs. Northern Illinois (12-17-21)  
 Three Players with at least 100 Yards Rushing: ..... by Dan Ellington (128), Tra Barnett (110),  
 ..... and Seth Paige (104) vs. Georgia State (10-12-19)  
 3 Rushing Touchdowns: ..... 3 by DK Billingsley 29 at Troy (12-03-22)

**PASSING**

25-plus Pass Completions: ..... 26 by Jordan McCloud vs. James Madison (11-25-23)  
 40-plus Pass Attempts: ..... 56 by Davis Brin vs. Georgia Southern (09-30-23)  
 4 Touchdown Passes: ..... 4 by Todd Centeio at James Madison (11-26-22)  
 5 Touchdown Passes: ..... 5 by Jordan McCloud vs. James Madison (11-25-23)  
 300-plus Yards Passing: ..... 324 yards by Jordan McCloud vs. James Madison (11-25-23)  
 400-plus Yards Passing: ..... 403 yards by Bailey Fisher vs. Gardner-Webb (09-10-22)  
 100 Yards Rushing and 200 Yards Passing: ..... by Malik Willis (137 rush, 220 pass)  
 ..... vs. #23 Liberty (12-26-20)

**RECEIVING**

10-plus Receptions: ..... 12 by Khaleb Hood vs Georgia Southern (09-30-23)  
 3-plus Touchdown Receptions: ..... 3 by Elijah Sarratt vs. James Madison (11-25-23)  
 100-plus Yards Receiving: ..... 107 yards by Elijah Sarratt vs. James Madison (11-25-23)  
 Two Players with 100 Yards Receiving: ..... by Jalen Tolbert (191) and Jalen Wayne (111)  
 ..... at South Alabama (11-26-21)

**MISCELLANEOUS**

**MOST IN A QUARTER**

**COASTAL CAROLINA**

Points: ..... 35 points - 2nd quarter at North Greenville (09-25-03)  
 Team Yards Rushing: ..... 192 yards - 2nd quarter vs. Chowan (10-15-07)  
 Team Yards Passing: ..... 193 yards - 2nd quarter at Old Dominion (12-01-12)  
 Team Yards Total Offense: ..... 269 yards - 2nd quarter at UMass (09-21-19)  
 Individual Yards Rushing: ..... 148 yards - Mike Tolbert, 4th quarter vs. VMI (10-27-07)  
 Individual Yards Passing: ..... 193 yards - Aramis Hillary, 2nd quarter  
 ..... at Old Dominion (12-01-12)  
 Individual Yards Receiving: ..... 129 yards - Jerome Simpson, 4th quarter  
 ..... vs. James Madison (09-10-05)

**OPPONENT**

Points: ..... 28 points - 1st quarter at South Carolina (11-23-13)  
 Team Yards Rushing: ..... 233 yards - 3rd quarter vs. Georgia Southern (11-17-18)  
 Team Yards Passing: ..... 204 yards - 4th quarter vs. Davidson (09-11-04)  
 Team Yards Total Offense: ..... 272 yards - 3rd quarter at Georgia State (10-27-18)  
 Individual Yards Rushing: ..... 177 yards - Monte Purvus, 3rd quarter  
 ..... vs. Winston-Salem State (09-08-07)  
 Individual Yards Passing: ..... 204 yards - Damion White, 4th quarter vs. Davidson (09-11-04)  
 Individual Yards Receiving: ..... 92 yards - Terriun Crump, 1st quarter  
 ..... vs. Western Illinois (11-27-10)

**DEFENSE**

Had at least 15 Tackles: ..... 22 by Jason Henderson at Old Dominion (11-04-23)  
 Had 3.0 or more Tackles-for-Loss: ..... 3.0 by Jason Henderson at Old Dominion (11-04-23)  
 Had 2.5 or more Sacks: ..... 3.0 by Laiatu Latu at UCLA (09-02-23)  
 Recorded a Safety: ..... Team Safety vs. Appalachian State (11-03-18)  
 Intercepted a Pass: ..... by Quindrelin Hammonds at Army (11-18-23)  
 Interception Return for TD: ..... 20 yards by Khadry Jackson at Georgia Southern (09-30-23)  
 Fumble Recovered for TD: ..... 28 yard recovery by Christian Albertson at ECU (09-14-13)  
 Defensive Extra Point: ..... NA

**SPECIAL TEAMS**

Kickoff Return for Touchdown: ..... 96 by Marcus Jones vs. Troy (09-28-18)  
 Returned Opening Kick for a TD: ..... 96 by Marcus Jones vs. Troy (09-28-18)  
 Punt Return for Touchdown: ..... by Wesley Kennedy III (60 yards) vs. Georgia Southern (10-24-20)  
 Blocked Punt Return for Touchdown: ..... by Jabril Williams at Army (11-18-23)  
 Blocked a Punt: ..... by Brett Gerena at Army (11-18-23)  
 Blocked a PAT: ..... by Josh Ratcliff vs. Southern Miss (11-12-22)  
 Blocked a FG: ..... by Isaiah Gibson vs. Marshall (10-28-23)  
 50-plus Yard Field Goal: ..... 50 yards by John Lunsford vs. Liberty (10-27-12)  
 Two-Point Conversion by Rush: ..... by Mike Holloway vs. Charleston Southern (10-01-16)  
 Two-Point Conversion by Pass: ..... by Holton Ahlers from Keaton Mitchell  
 ..... vs. East Carolina (12-27-22)

<b>LARGEST CROWDS: BROOKS STADIUM</b>				
	<b>CROWD</b>	<b>OPPONENT</b>	<b>DATE</b>	<b>"EVENT"</b>
1.	21,324	Marshall	10-28-23	Homecoming
2.	21,224	Appalachian State	11-03-22	Black Out
3.	21,165	Army West Point	09-03-22	Season Opener/Teal Out
4.	19,139	Georgia Southern	10-01-22	Family Weekend
5.	18,674	ULM	10-02-21	Family/SBC Opener
6.	18,116	Duquesne	09-16-23	--
7.	17,697	Kansas	09-10-21	White Out
8.	17,249	Georgia State	10-12-19	Family/Hall of Fame
9.	16,814	Old Dominion	10-15-22	Homecoming/HOF
10.	16,744	Georgia State	11-13-21	Homecoming/HoF
11.	16,236	The Citadel	09-02-21	Season Opener
12.	16,203	Southern Miss	11-12-22	Senior Night
13.	16,196	James Madison	11-25-23	Senior Day
14.	16,006	Jacksonville State	09-09-23	Season/Home Opener
15.	15,991	Georgia State	10-07-17	Family Weekend
16.	15,951	Georgia Southern	12-02-17	Season Finale
17.	15,832	Texas State	11-11-23	Military Appreciation/Black Out
18.	15,545	Troy	11-11-17	Hall of Fame
19.	15,261	UMass	09-25-21	Teal Out
20.	15,248	Georgia State	09-21-23	White Out
21.	15,098	Troy	11-02-19	Homecoming
22.	15,012	Texas State	11-30-19	Season Finale
23.	14,996	Western Illinois	09-23-17	--
24.	14,857	Louisiana	11-09-19	100th Home Game
25.	14,237	Eastern Michigan	08-31-19	Season/Home Opener
26.	13,997	Texas State	10-28-17	Homecoming
27.	13,659	Norfolk State	09-14-19	Extra Yard for Teachers
28.	13,372	Buffalo	09-17-22	White Out
29.	13,274	UMass	09-02-17	Season/Home Opener
30.	13,004	Appalachian State	11-03-18	Homecoming
31.	12,261	Gardner-Webb	09-10-22	--
32.	11,689	Troy	10-28-21	Black Out
33.	11,506	ULM	10-13-18	Family Weekend
34.	10,386	Texas State	11-20-21	Senior Day

<b>LARGEST CROWDS: CCU ROAD GAMES</b>				
	<b>CROWD</b>	<b>OPPONENT</b>	<b>DATE</b>	<b>"EVENT"</b>
1.	106,577	at Penn State	08-30-08	Season Opener
2.	91,946	at Georgia	09-17-11	--
3.	81,411	at South Carolina	11-23-13	--
4.	75,126	at South Carolina	09-01-18	Season Opener
5.	74,429	at Clemson	10-31-09	--
6.	61,476	at Arkansas	11-04-17	--
7.	57,862	at West Virginia	09-04-10	Season Opener
8.	43,705	at UCLA	09-02-23	Season Opener
9.	34,252	at Appalachian State	10-10-23	Tuesday Night
9.	33,493	at Kansas	09-07-19	--
10.	31,061	at Appalachian State	10-20-21	Wednesday Night
11.	30,179	at Appalachian State	10-21-17	--

**CCU MOST CONSECUTIVE ...**

100-yard Rushing Games: ..... 5, De'Angelo Henderson (09-12-15 to 10-10-15)  
 ..... 5, Lorenzo Taliaferro (9-28-14 to 11-02-14)

**CCU CURRENT: — N/A**

Games with a rushing TD: .....29, De'Angelo Henderson (08-30-14 to 09-17-16)  
**CCU CURRENT: — 1, Ethan Vasko**

**Completions:** ..... 16, Grayson McCall (Over 3 games; 09-25-21 to 10-07-21)  
 ..... 16, Kilton Anderson (Over 2 games; 09-08-18 to 09-12-18)  
 .....16, Zach MacDowall at VMI (11-06-10)

**CCU CURRENT: — 11, Ethan Vasko; vs. James Madison (11-25-23); 9, Jarrett Guest; at Army (11-18-23); 6, Grayson McCall; at Arkansas State (10-21-23).**

200-yard Passing Games: ..... 7, Alex Ross (09-27-14 to 11-15-14)  
**CCU CURRENT: — 4, Grayson McCall**

300-yard Passing Games: ..... 3, Tyler Thigpen  
 (11-11-06 to 11-25-06 —last three games of 2006)  
**CCU CURRENT: — 1, Grayson McCall**

Pass Attempts without an INT: ..... 211, Grayson McCall  
 (Sept. 17, 2022 - vs. Buffalo through Nov. 3, 2022 - vs. Appalachian State)  
**CCU CURRENT: — 69, Ethan Vasko**

Games with TD Pass: ..... 23, Grayson McCall  
 (12-12-20 to 12-03-22 - last 2 games of 2020, 11 games in 2021, and first 10  
 games played in 2022)  
**CCU CURRENT: — 7, Grayson McCall**

Games with a Reception: ..... 32, CJ Marable (9-29-18 to 12-26-20)  
 ..... (last eight games of 2018 and all 12 games in both 2019 and 2020)  
**CCU CURRENT: — 25, Sam Pinckney**

Games with a TD Reception: ..... 9, Jerome Simpson (09-30-06 to 09-01-07)  
 ..... (last eight games of 2006 and first game of 2007)  
**CCU CURRENT: — 1, Max Balthazar**

PATs Made: ..... 85, Josh Hoke (10-23-04 to 10-07-06)  
 ..... (last 28 of 2004, all 38 of 2005 and 1st 19 of 2006)  
**CCU CURRENT: — 29, Kade Hensley.**

FGs Made: ..... 10, Ryan Granger (09-19-15 to 10-24-15)  
**CCU CURRENT: — 3, Kade Hensley**

Games Scoring a TD: ..... 35, De'Angelo Henderson (08-30-14 to 11-26-16)  
 ..... (14 games in 2014, 12 games in 2015 and all nine of his games played in 2016)  
**CCU CURRENT: — 1, Max Balthazar; 1, Ethan Vasko**

Games Scoring a Point: ..... 43, Josh Hoke (09-20-03 to 11-25-06)  
 (last nine games of 2003, all 11 games of 2004, all 11 games of 2005 and in all 12 games  
 of 2006 ... only game Hoke didn't score was vs. Morehead State in 2003 - missed a PAT)  
**CCU CURRENT: — 7, Kade Hensley**

OFFENSIVE NUMBERS

**MOST 100-YARD RUSHING GAMES**

No.	Name	Season	No.	Name	Career
9	De'Angelo Henderson	2014	25	De'Angelo Henderson	2013-16
9	Lorenzo Taliaferro	2013	10	CJ Marable	2018-20
8	De'Angelo Henderson	2015	9	Lorenzo Taliaferro	2012-13
7	De'Angelo Henderson	2016	6	Patrick Hall	2003-05
6	CJ Marable	2019	5	Aundres Perkins	2003-06
4	Shermari Jones	2021	4	Shermari Jones	2020-21
3	CJ Marable	2020	4	Mike Tolbert	2004-07
2	Braydon Bennett	2021	4	Osharmar Abercrombie	2013-17
2	CJ Beasley	2022	3	Eric O'Neal	2007-10
1	Reese White	2022	2	Multiple Chants	-

**ALL TIME 100-PLUS YARD RUSHING**

	YARDS	NAME (ATTEMPTS)	OPPONENT	DATE
1.	244	Mike Tolbert (13)	VMI	10-27-07
2.	211	Shermari Jones (23)	at South Alabama	11-26-21
3.	205	Lorenzo Taliaferro (32)	at Elon	09-28-13
4.	202	Aundres Perkins (34)	at North Greenville	09-25-03
5.	201	Patrick Hall (17)	at Davidson	11-08-03
6.	195	Patrick Hall (20)	Charleston Southern	11-20-04
7.	185	De'Angelo Henderson (20)	Furman	09-24-16
8.	174	Lorenzo Taliaferro (17)	at Eastern Kentucky	09-14-13
9.	172	CJ Marable (18)	at ULM	11-23-19
	172	De'Angelo Henderson (20)	South Carolina State	09-13-14
11.	171	Patrick Hall (17)	Savannah State	11-06-04
12.	170	Ethan Vasko (21)	at Old Dominion	11-04-23
13.	165	De'Angelo Henderson (24)	Western Illinois	09-19-15
14.	164	De'Angelo Henderson (18)	Charleston Southern	10-01-16
15.	158	De'Angelo Henderson (28)	at Lamar	09-03-16
16.	157	CJ Marable (16)	at Texas State	11-28-20
	157	Lorenzo Taliaferro (25)	at South Carolina State	08-31-13
	157	Tommy Fraser (23)	Presbyterian	11-14-09
	157	Patrick Hall (19)	Jacksonville	11-13-04
20.	151	Lorenzo Taliaferro (26)	at Liberty	10-19-13
	151	Mike Tolbert (8)	at VMI	10-14-06
22.	149	Osharmar Abercrombie (17)	UMass	09-02-17
23.	148	CJ Marable (24)	at Kansas	09-07-19
24.	147	De'Angelo Henderson (27)	at Presbyterian	10-11-14
25.	145	Shermari Jones (16)	at Buffalo	09-18-21
26.	144	Lorenzo Taliaferro (24)	Gardner-Webb	10-12-13
27.	143	De'Angelo Henderson (24)	at North Dakota State	12-13-14
	143	Marcus Whitener (13)	Presbyterian	11-10-12
29.	142	CJ Beasley (25)	at Georgia State	09-22-22
	142	CJ Marable (28)	at Arkansas State	11-16-19
31.	140	Marcus Outlow (20)	UAB	09-08-18
32.	139	De'Angelo Henderson (20)	Liberty	11-17-16
	139	Lorenzo Taliaferro (24)	Charlotte	11-02-13
34.	136	De'Angelo Henderson (21)	Bryant	09-26-15
	136	De'Angelo Henderson (24)	at South Carolina State	09-12-15
36.	135	De'Angelo Henderson (22)	Hampton	11-26-16
37.	134	De'Angelo Henderson (19)	Richmond	12-06-14
	134	De'Angelo Henderson (20)	at Furman	10-04-14
39.	133	Reese White (21)	Army West Point	09-03-22
	133	Osharmar Abercrombie (19)	Georgia Southern	12-02-17
	133	Kenneth Daniels (13)	Monmouth	11-05-16
	133	Jamie Fordham (13)	Presbyterian	10-20-07
43.	132	CJ Marable (23)	No. 8 BYU	12-05-20
	132	Lorenzo Taliaferro (16)	Presbyterian	11-16-13
45.	131	De'Angelo Henderson (19)	at North Carolina A&T	09-06-14
46.	130	Eric O'Neal (23)	North Carolina A&T	09-26-09
47.	128	Braydon Bennett (10)	Georgia State	11-13-21
	128	CJ Marable (12)	at Georgia State	10-27-18
	128	De'Angelo Henderson (13)	Florida A&M	09-10-16
50.	127	Patrick Hall (25)	at Charleston Southern	11-19-05
51.	126	Lorenzo Taliaferro (15)	VMI	10-26-13
52.	124	De'Angelo Henderson (25)	Presbyterian	10-10-15
53.	123	Alex Ross (21)	at Montana	12-07-13
54.	121	CJ Marable (25)	Texas State	11-30-19
	121	Ryan Lee (16)	Monmouth	11-05-16
56.	120	CJ Marable (20)	at Troy	12-12-20
	120	Jah-Maine Martin (10)	at Presbyterian	10-29-16
58.	119	Tyler Thigpen (10)	at Gardner-Webb	11-11-06
59.	117	De'Angelo Henderson (10)	Charlotte	11-02-13

	117	Aundres Perkins (20)	at Jacksonville	09-20-03
61.	116	Ren McKinnon (7)	Charleston Southern	11-20-04
62.	115	CJ Beasley (15)	at ULM	10-08-22
	115	Aramis Hillary (14)	Charleston Southern	11-17-12
	115	Eric O'Neal (17)	Colgate	09-07-08
65.	114	Braydon Bennett	Georgia Southern	09-30-23
	114	Osharmar Abercrombie (11)	Bryant	11-12-16
	114	De'Angelo Henderson (11)	Gardner-Webb	11-07-15
	114	Aramis Hillary (14)	VMI	10-08-11
	114	Aundres Perkins (23)	Davidson	09-11-04
70.	113	Shermari Jones (10)	at Arkansas State	10-07-21
71.	112	Tyler Thigpen (11)	VMI	10-29-05
72.	110	De'Angelo Henderson (13)	Monmouth	11-15-14
	110	De'Angelo Henderson (12)	Charleston Southern	10-25-14
74.	109	Jeremy Height (20)	North Carolina A&T	09-01-12
	109	Travis Small (18)	at Western Carolina	11-19-11
	109	Jamie Fordham (22)	Delaware State	09-24-05
77.	108	Braydon Bennett (6)	vs. Northern Illinois	12-17-21
78.	107	De'Angelo Henderson (13)	at Florida A&M	09-20-14
	107	Mike Tolbert (10)	Liberty	10-23-04
80.	106	Marcus Whitener (13)	at Charleston Southern	11-12-11
81.	105	Aundres Perkins (12)	at Savannah State	10-25-03
82.	104	Marcus Outlow (15)	ULM	10-13-18
	104	Lorenzo Taliaferro (16)	at Montana	12-07-13
84.	103	De'Angelo Henderson (18)	Kennesaw State	11-14-15
	103	Patrick Hall (19)	at Gardner-Webb	10-30-04
86.	102	Reese White (14)	Kansas	09-10-21
	102	Bryce Carpenter (12)	at UMass	09-21-19
	102	Osharmar Abercrombie (10)	at Arkansas State	10-14-17
	102	De'Angelo Henderson (14)	Alabama A&M	10-03-15
	102	Eric O'Neal (24)	Liberty	11-13-10
91.	101	CJ Marable (19)	Norfolk State	09-14-19
	101	De'Angelo Henderson (22)	at Gardner-Webb	10-15-16
	101	De'Angelo Henderson (19)	The Citadel	11-28-15
	101	Aundres Perkins (15)	Gardner-Webb	10-04-03
95.	100	Shermari Jones (9)	The Citadel	09-02-21
	100	CJ Marable (15)	at UMass	09-21-19
	100	Kenneth Daniels (15)	at Presbyterian	10-29-16
	100	Arthur Sitton (6)	North Carolina Central	10-18-08
	100	Mike Tolbert (16)	Gardner-Webb	11-10-07

**MULTIPLE 100-YARD PERFORMERS**

**100-Yard Rushers, Same Game**

1.	195	Patrick Hall (20)	Charleston Southern	11-20-04
	116	Ren McKinnon (7)	Charleston Southern	11-20-04
2.	139	Lorenzo Taliaferro (24)	Charlotte	11-02-13
	117	De'Angelo Henderson (10)	Charlotte	11-02-13
3.	123	Alex Ross (21)	at Montana	12-07-13
	104	Lorenzo Taliaferro (16)	at Montana	12-07-13
4.	120	Jah-Maine Martin (10)	at Presbyterian	10-29-16
	100	Kenneth Daniels (15)	at Presbyterian	10-29-16
5.	133	Kenneth Daniels (13)	Monmouth	11-05-16
	121	Ryan Lee (16)	Monmouth	11-05-16
6.	102	Bryce Carpenter (12)	at UMass	09-21-19
	100	CJ Marable (15)	at UMass	09-21-19

**100-Yard Receivers, Same Game**

1.	102	Sam Pinckney (7)	at Appalachian State	10-10-23
	100	Jameson Tucker (3)	at Appalachian State	10-10-23
2.	132	Sam Pinckney (7)	at Georgia Southern	09-30-23
	106	Jared Brown (8)	at Georgia Southern	09-30-23
3.	105	Tyrell Blanks (5)	at Gardner-Webb	11-01-14
	101	Bruce Mapp (9)	at Gardner-Webb	11-01-14
4.	118	Bruce Mapp (6)	at Charlotte	11-08-14
	105	Tyrell Blanks (10)	at Charlotte	11-08-14



OFFENSIVE NUMBERS

**MOST 100-YARD RECEIVING GAMES**

No.	Name	Season	No.	Name	Career
6	Jaivon Heiligh	2021	11	Jaivon Heiligh	2018-21
5	Jerome Simpson	2006	7	Jerome Simpson	2004-07
4	Jaivon Heiligh	2020	7	Bruce Mapp	2013-16
4	Bruce Mapp	2014	5	Matt Hazel	2010-13
4	Sam Pinckney	2022	4	Isaiah Likely	2018-21
3	Sam Pinckney	2023	4	Malcolm Williams	2016-18
3	Matt Hazel	2013	7	<b>Sam Pinckney</b>	<b>2022-present</b>
2	Isaiah Likely	2021	5	<b>Jared Brown</b>	<b>2021-present</b>
2	Jared Brown	2022			

**ALL TIME 100-PLUS YARD RECEIVING**

	YARDS	NAME (RECEPTIONS)	OPPONENT	DATE
1.	266	Malcolm Williams (9)	at ULM	09-30-17
2.	232	Isaiah Likely (8)	at Arkansas State	10-07-21
3.	207	Jerome Simpson (8)	at Georgia Southern	09-16-06
4.	178	Jaivon Heiligh (13)	vs. #23 Liberty	12-26-20
5.	174	John Israel (3)	Charleston Southern	10-25-14
6.	168	Chris Jones (6)	at Liberty	11-19-15
7.	162	Jerome Simpson (10)	James Madison	09-10-05
8.	155	Matt Hazel (9)	at Old Dominion	12-01-12
9.	153	Malcolm Williams (4)	at UMass	10-20-18
10.	151	Niccolo Mastromatteo (4)	at Gardner-Webb	11-03-12
	151	Jerome Simpson (9)	Furman	10-07-06
12.	147	Matt Hazel (9)	at Liberty	10-19-13
13.	145	Marquel Willis (7)	Liberty	10-04-08
	145	Jerome Simpson (6)	Liberty	10-28-06
15.	144	Brandon Whitley (8)	Liberty	11-13-10
16.	141	Ky'Jon Tyler (5)	at Appalachian State	10-21-17
17.	140	Bruce Mapp (4)	at Jacksonville State	09-17-16
18.	139	<b>Sam Pinckney</b>	<b>at UCLA</b>	<b>09-09-23</b>
	139	Jared Brown (5)	vs. Georgia Southern	10-01-22
20.	138	Jaivon Heiligh (11)	at Troy	12-12-20
21.	133	Sam Pinckney (9)	at ULM	10-08-22
	133	Jaivon Heiligh (6)	The Citadel	09-02-21
23.	132	<b>Sam Pinckney (7)</b>	<b>at Georgia Southern</b>	<b>09-30-23</b>
	132	Matt Hazel (9)	at Charleston Southern	11-09-13
	132	Jerome Simpson (7)	at Appalachian State	11-25-06
26.	131	Chris Jones (6)	Kennesaw State	11-14-15
	131	DeMario Bennett (6)	at Eastern Kentucky	09-14-13
28.	129	Jared Brown (5)	at Georgia State	09-22-22
	129	Bruce Mapp (7)	Presbyterian	10-10-15
	129	De'Angelo Henderson (7)	at Furman	09-05-15
31.	128	Matt Hazel (7)	at Furman	09-08-12
32.	122	Jaivon Heiligh (6)	Kansas	09-10-21
33.	120	Malcolm Williams (4)	Georgia Southern	12-02-17
	120	Bruce Mapp (3)	The Citadel	11-28-15
35.	119	Matt Hazel (7)	Presbyterian	11-16-13
36.	118	Jaivon Heiligh (5)	UMass	09-25-21
	118	Isaiah Likely (3)	Appalachian State	11-21-20
	118	Bruce Mapp (6)	at Charlotte	11-08-14
39	117	<b>Jared Brown (5)</b>	<b>Marshall</b>	<b>10-28-23</b>
40	116	<b>Jared Brown (8)</b>	<b>at Army</b>	<b>11-18-23</b>
41.	116	Jaivon Heiligh (5)	Troy	10-28-21
42.	114	Niccolo Mastromatteo (7)	North Carolina A&T	09-01-12
43.	113	Sam Pinckney (7)	Old Dominion	10-15-22
44.	111	John Israel (8)	Monmouth	11-15-14
	111	Bruce Mapp (6)	at Presbyterian	10-14-14
46.	110	Rodney Burgess (10)	at Jacksonville	09-20-03
47.	109	Tyson Mobley (7)	at Troy	12-03-22
	109	Malcolm Williams (7)	at South Alabama	11-23-18
	109	Santini Washington (2)	at Wofford	09-09-06
50.	108	Jaivon Heiligh (8)	at #21 Louisiana	10-14-20
	108	Bruce Mapp (10)	at The Citadel	08-30-14
	108	Jerome Simpson (4)	Charleston (WV)	10-09-04
53.	107	Jaivon Heiligh (5)	Georgia Southern	10-24-20
	107	Isaiah Likely (6)	Texas State	11-30-19
	107	Jaivon Heiligh (12)	Troy	11-02-19
	107	Jerome Simpson (6)	Charleston Southern	11-18-06
57.	106	<b>Jared Brown (8)</b>	<b>at Georgia Southern</b>	<b>09-30-23</b>
	106	Sam Pinckney (4)	Southern Miss	11-12-22
	106	Chris Jones (4)	at Arkansas	11-04-17
60.	105	Tyrell Blanks (10)	at Charlotte	11-08-14
	105	Tyrell Blanks (5)	at Gardner-Webb	11-01-14
62.	103	Sam Pinckney (5)	Buffalo	09-17-22
	103	Jaivon Heiligh (6)	at Appalachian State	10-20-21
64.	102	<b>Sam Pinckney (7)</b>	<b>at Appalachian State</b>	<b>10-10-23</b>
65.	101	Jaivon Heiligh (10)	Texas State	11-20-21

**MOST 250-YARD PASSING GAMES**

No.	Name	Season	No.	Name	Career
9	Tyler Thigpen	2006	23	<b>Grayson McCall</b>	<b>2019-present</b>
8	Alex Ross	2014	19	Alex Ross	2012-5
7	Grayson McCall	2022	10	Tyler Thigpen	2003-06
6	Grayson McCall	2021	8	Zach MacDowall	2008-10
6	Alex Ross	2015	7	Aramis Hillary	2010-12
6	Aramis Hillary	2012	2	Fred Payton	2018-20
5	Grayson McCall	2020	2	Tyler Keane	2013-17
101	Isaiah Likely (7)			Georgia State	11-13-21
101	Bruce Mapp (9)			at Gardner-Webb	11-01-14
101	Brandon Whitley (6)			at Richmond	10-02-10
69.	100	<b>Jameson Tucker (3)</b>		<b>at Appalachian State</b>	<b>10-10-23</b>
100	Chris Presley (6)			VMI	10-08-11

**ALL TIME 250-PLUS YARD PASSING**

	YARDS	NAME (CMP-ATT-INT-TD)	OPPONENT	DATE
1.	415	Alex Ross (21-31-2-3)	The Citadel	11-28-15
2.	382	Zach MacDowall (25-37-0-3)	Liberty	11-13-10
	382	Zach MacDowall (24-44-2-2)	Liberty	10-04-08
4.	373	<b>Grayson McCall (19-28-0-2)</b>	<b>at Appalachian State</b>	<b>10-10-23</b>
5.	365	<b>Grayson McCall (18-23-0-4)</b>	<b>at Arkansas State</b>	<b>10-07-21</b>
6.	358	<b>Grayson McCall (26-34-0-3)</b>	<b>Old Dominion</b>	<b>10-15-22</b>
7.	356	Aramis Hillary (30-47-0-3)	at Toledo	09-22-12
8.	352	Aramis Hillary (21-39-2-3)	at Old Dominion	12-01-12
9.	370	Alex Ross (27-37-0-0)	at Charlotte	11-08-14
10.	351	Alex Ross (29-43-0-2)	at Gardner-Webb	11-01-14
	351	Tyler Thigpen (24-41-1-3)	at Appalachian State	11-25-06
12.	342	Alex Ross (16-30-1-3)	at Gardner-Webb	11-03-12
13.	338	<b>Grayson McCall (24-29-1-3)</b>	<b>at Troy</b>	<b>12-12-20</b>
	338	Alex Ross (34-47-0-2)	Elon	09-27-14
15.	335	<b>Grayson McCall (23-34-0-3)</b>	<b>Georgia Southern</b>	<b>10-01-22</b>
16.	332	Tyler Keane (17-29-0-2)	at Appalachian State	10-21-17
	332	Zach MacDowall (25-42-1-2)	Gardner-Webb	11-07-09
18.	329	Tyler Keane (18-31-2-4)	at ULM	09-30-17
19.	328	Alex Ross (27-36-0-2)	at Furman	09-05-15
20.	325	Alex Ross (17-32-1-1)	at Liberty	11-19-15
	325	Tyler Thigpen (23-36-2-3)	Charleston Southern	11-18-06
22.	322	<b>Grayson McCall (20-29-1-4)</b>	<b>Arkansas State</b>	<b>10-03-20</b>
23.	319	<b>Grayson McCall (29-41-1-3)</b>	<b>at Troy</b>	<b>12-03-22</b>
	319	<b>Grayson McCall (22-28-0-5)</b>	<b>Texas State</b>	<b>11-20-21</b>
25.	318	<b>Grayson McCall (21-32-1-3)</b>	<b>vs. #23 Liberty</b>	<b>12-16-20</b>
26.	316	Tyler Thigpen (16-25-2-2)	at Georgia Southern	09-16-06
27.	315	<b>Grayson McCall (22-30-0-4)</b>	<b>vs. Northern Illinois</b>	<b>12-17-21</b>
28.	314	Zach MacDowall (27-41-2-3)	Georgia Southern	09-18-10
29.	312	Tyler Thigpen (23-43-2-1)	Elon	09-02-06
30.	308	<b>Grayson McCall (22-30-1-3)</b>	<b>Gardner-Webb</b>	<b>09-10-22</b>
31.	306	Zach MacDowall (22-33-0-2)	Stony Brook	10-25-08
	306	Tyler Thigpen (22-27-0-2)	at Gardner-Webb	11-11-06
33.	304	Fred Payton (29-43-4)	Eastern Michigan	08-31-19
34.	301	William Richardson (16-24-0-1)	Winston-Salem State	09-08-07
35.	299	<b>Grayson McCall (22-39-4-1)</b>	<b>at Georgia Southern</b>	<b>09-30-23</b>
	297	Alex Ross (22-29-1-3)	at Elon	09-28-13
37.	295	<b>Grayson McCall (26-42-0-1)</b>	<b>Georgia State</b>	<b>09-21-23</b>
38.	294	<b>Grayson McCall (14-26-1-2)</b>	<b>Troy</b>	<b>10-28-21</b>
	294	Alex Ross (24-39-1-3)	at Liberty	10-19-13
40.	292	Alex Ross (19-28-0-3)	at Eastern Kentucky	09-14-13
	292	Aramis Hillary (20-27-1-2)	at Furman	09-08-12
	292	Zach MacDowall (21-39-4-0)	Western Illinois	11-27-10
	292	Zach MacDowall (21-30-0-3)	at Gardner-Webb	11-08-08
44.	291	<b>Grayson McCall (15-23-0-1)</b>	<b>at Appalachian State</b>	<b>10-20-21</b>
45.	289	<b>Jarrett Guest (14-20-1-3)</b>	<b>Marshall</b>	<b>10-28-23</b>
46.	288	Tyler Thigpen (13-20-0-1)	at Wofford	09-09-06
47.	287	Tyler Thigpen (24-36-1-3)	James Madison	09-10-05
48.	285	Bryce Carpenter (32-45-0-1)	Troy	11-02-19
49.	282	Alex Ross (20-31-0-0)	at Monmouth	09-05-15
50.	279	<b>Jarrett Guest (26-36-1-3)</b>	<b>at Army</b>	<b>11-18-23</b>
	279	Tyler Thigpen (12-19-0-1)	at Winston-Salem St.	09-30-06
52.	276	Alex Ross (12-17-0-3)	Charleston Southern	10-25-14
53.	274	Alex Ross (28-46-0-0)	at Charleston Southern	10-31-15
	274	Aramis Hillary (19-28-2-1)	North Carolina A&T	09-01-12
	274	Tyler Thigpen (21-33-0-3)	Furman	10-07-06
56.	273	<b>Grayson McCall (11-16-0-0)</b>	<b>Campbell</b>	<b>09-18-20</b>
57.	271	<b>Grayson McCall (27-42-2-1)</b>	<b>at UCLA</b>	<b>09-02-23</b>
	271	Aramis Hillary (23-36-0-1)	Stony Brook	10-13-12
59.	268	<b>Grayson McCall (21-29-0-1)</b>	<b>Jacksonville State</b>	<b>09-09-23</b>
	268	<b>Grayson McCall (19-27-0-2)</b>	<b>at Georgia State</b>	<b>09-22-22</b>
61.	263	Alex Ross (24-32-0-1)	at The Citadel	08-30-14
62.	262	<b>Grayson McCall (16-19-0-1)</b>	<b>The Citadel</b>	<b>09-02-21</b>
	262	Kilton Anderson (20-32-1-1)	at South Alabama	11-23-18
	262	Alex Ross (20-47-0-5)	Kennesaw State	11-14-15
65.	261	Alex Ross (21-37-3-1)	at North Carolina A&T	09-06-14
	261	Aramis Hillary (19-22-0-0)	at Presbyterian	11-10-12
67.	258	Alex Ross (18-30-1-2)	at Presbyterian	10-14-14
	258	Tyler Thigpen (16-28-2-2)	Liberty	10-28-06
68.	257	Alex Ross (13-18-0-4)	Bethune-Cookman	11-30-13
69.	256	Alex Ross (21-34-1-3)	Monmouth	11-15-14
	255	Aramis Hillary (18-24-0-3)	at North Carolina A&T	09-24-11
72.	254	<b>Grayson McCall (18-24-0-4)</b>	<b>at Georgia State</b>	<b>10-31-20</b>
	254	Zach MacDowall (18-24-1-2)	at VMI	11-06-10
74.	254	<b>Ethan Vakso (21-29-0-1)</b>	<b>James Madison</b>	<b>11-25-23</b>
75.	253	<b>Grayson McCall (18-26-0-2)</b>	<b>Appalachian State</b>	<b>11-03-22</b>
76.	252	Fred Payton (15-28-2-3)	Georgia Southern	10-24-20
77.	251	<b>Grayson McCall (16-24-0-3)</b>	<b>Buffalo</b>	<b>09-17-22</b>

COASTAL CAROLINA DRIVES

COASTAL CAROLINA LONGEST SCORING DRIVES

YARDS	HOW ENDED
99 at Arkansas State 2021 (2 plays, 00:39)	99 yd pass from McCall-Likely
99 UMass 2021 (9 plays, 4:27)	12 yd Reese White run
99 at Charlotte 2014 (10 plays, 3:51)	3 yd Alex Ross run
99 at South Carolina State 2013 (16 plays, 5:39)	1 yd Lorenzo Taliaferro run
99 at Gardner-Webb 2012 (3 plays, 1:14)	81 yd pass Ross-Mastromatteo
99 at VMI 2010 (7 plays, 3:05)	18 yd pass MacDowall-Willis
97 at Gardner-Webb 2006 (8 plays, 3:54)	3 yd Mike Tolbert run
97 Newberry 2003 (11 plays, 4:01)	9 yd Eushaun Tally run
96 at ULM 2022 (11 plays, 3:45)	2 yd Max Balthazar run
96 Gardner-Webb 2005 (13 plays, 5:22)	2 yd Aundres Perkins run
96 Mansfield 2005 (7 plays, 2:53)	3 yd Aundres Perkins run
96 Davidson 2004 (7 plays, 2:34)	45 yd pass Thigpen-Simpson
95 at South Alabama (19 plays, 9:27)	10 yd pass McCall-Heiligh
95 at North Dakota State 2014 (4 plays, 1:13)	2 yd De'Angelo Henderson run
95 Georgia Southern 2010 (7 plays, 1:36)	34 yd pass MacDowall-Willis
94 Texas State 2003 (14 plays, 7:32)	2 yd Reese White run
94 No. 8 BYU 2020 (17 plays, 9:05)	6 yd CJ Marable run
94 at Texas State 2020 (13 plays, 7:11)	9 yd Baden Pinson run
94 Arkansas State 2020 (18 plays, 8:38)	3 yd pass McCall-Marable
94 at Liberty 2015 (5 plays, 1:52)	71 yd De'Angelo Henderson run
94 at Charlotte 2014 (10 plays, 5:112)	4 yd Osharmar Abercrombie run
94 at Montana 2013 (3 plays, 1:24)	86 yd pass Ross-Bennett
94 at Eastern Kentucky 2013 (8 plays, 3:30)	2 yd pass Ross-Mapp
94 Liberty 2010 (7 plays, 4:07)	16 yd Rasheed Gause run
93 vs. UAB 2018 (9 plays, 3:44)	26 yd Kilton Anderson run
93 at Charleston Southern 2013 (9 plays, 3:07)	21 yd Catron FG
93 Gardner-Webb 2011 (8 plays, 3:10)	2 yd Travis Small run
93 James Madison 2005 (11 plays, 1:44)	8 yd pass Thigpen-Parks
92 at Georgia Southern 2021 (12 plays, 6:49)	7 yd Shermari Jones run
92 Troy 2019 (8 plays, 3:38)	3 yd Jacqez Hairston run
92 Stony Brook 2010 (8 plays, 3:08)	24 yd pass Hillary-Willis
91 The Citadel 2021 (10 plays, 5:53)	4 yd Reese White run
91 at UMass 2019 (10 plays, 4:49)	10 yd CJ Marable run
91 at Florida A&M 2014 (10 plays, 4:13)	2 yd De'Angelo Henderson run
91 at Eastern Kentucky 2013 (11 plays, 3:41)	10 yd pass Ross-Bennett
91 Liberty 2008 (15 plays, 4:05)	14 yd pass MacDowall-Willis
90 vs. #23 Liberty 2020 (7 plays, 3:52)	43 yd pass McCall-Latushko
90 at Troy 2020 (9 plays, 4:18)	20 yd pass McCall-Marable
90 at Liberty 2015 (4 plays, 1:34)	1 yd De'Angelo Henderson run
90 Hampton 2013 (13 play, 3:57)	6 yd pass Ross-Bennett
90 Delaware State 2010 (7 plays, 2:24)	24 yd pass D. Davis-Whitley
90 at Arkansas State 2019 (8 plays, 3:37)	31 yd pass Payton-J. Williams
90 at Liberty 2007 (10 plays, 3:46)	1 yd Arthur Sittton run
PLAYS	HOW ENDED
19 at South Alabama 2021 (95 yards, 9:27)	10 yd pass McCall-Heiligh
18 Arkansas State 2020 (94 yards, 8:38)	3 yd pass McCall-Marable
17 No. 8 BYU 2020 (94 yards, 9:05)	6 yd CJ Marable run
17 Liberty 2008 (48 yards, 6:24)	42 yd Durham FG
16 at Georgia State 2022 (84 yards, 9:07)	2 yd Nate Hope II run
16 Jacksonville State (69-yards; 06:20)	
16 at UCLA 2023 (75 yards; 06:33)	22-yd Gray FG
16 at Troy 2020 (83 yards, 9:48)	6 yd pass McCall-Heiligh
16 at No. 21 Louisiana 2020 (75 yards, 8:12)	6 yd pass McCall-Heiligh
16 Troy 2019 (79 yards, 4:58)	25 yd Biscardi FG
16 Troy 2019 (57 yards, 7:19)	36 yd Biscardi FG
16 at South Carolina State 2013 (99 yards, 5:39)	1 yd Lorenzo Taliaferro run
15 12 times (last time vs. Georgia State 11-13-21)	24 yd Biscardi FG
TIME	HOW ENDED
9:48 at Troy 2020 (16 plays, 83 yards)	6 yd pass McCall-Heiligh
9:27 at South Alabama 2021 (19 plays, 95 yards)	10 yd pass McCall-Heiligh
9:07 at Georgia State 2022 (16 plays, 84 yards)	2 yd Nate Hope II run
9:05 No. 8 BYU 2020 (17 plays, 06:33)	6 yd CJ Marable run
8:52 Georgia State 2021 (15 plays, 44 yards)	24 yd Biscardi FG
8:38 Arkansas State 2020 (18 plays, 94 yards)	3 yd pass McCall-Marable
8:28 at Clemson 2009 (15 plays, 64 yards)	31 yd Durham FG
8:24 Troy 2021 (14 plays, 78 yards)	4 yd Shermari Jones run
8:12 at Louisiana 2020 (16 plays, 75 yards)	6 yd pass McCall-Heiligh
8:10 at UMass 2018 (15 plays, 75 yards)	1 yd Marcus Outlow run
8:06 at Presbyterian 2012 (13 plays, 55 yards)	10 yd Alex Ross run
8:03 ULM 2021 (15 plays, 75 yards)	15 yd CJ Beasley run
8:01 at South Carolina 2018 (15 plays, 53 yards)	39 yd Biscardi FG
7:57 Arkansas State 2020 (14 plays, 83 yards)	3 yd pass McCall-Brown
7:49 Hampton 2013 (15 plays, 57 yards)	39 yd Granger FG

COASTAL CAROLINA SHORTEST SCORING DRIVES

YARDS (TD DRIVES ONLY)	HOW ENDED
1 Marshall 2023 (2 plays, 00:50)	1-yard Reese White Runs
2 Duquesne 2023 (1 play, 00:11)	64-yd pass Guest-Duplessis
1 Appalachian State 2022 (3 plays, 1:21)	2 yd Reese White run
2 Charleston Southern 2016 (2 plays, 0:40)	1 yd pass Keane-Henderson
2 Charleston Southern 2004 (2 plays, 0:40)	1 yd Aundres Perkins run
3 at Charleston Southern 2007 (1 play, 0:04)	3 yd Mike Tolbert run
4 UMass 2021 (2 plays, 0:41)	3 yd Grayson McCall run
4 at Troy 2020 (4 plays, 2:18)	2 yd Grayson McCall run
5 Georgia Southern 2007 (2 plays, 0:46)	6 yd Mike Tolbert run
5 Savannah State 2004 (2 plays, 0:45)	1 yd Josh Bauer run
5 Charleston (WV) 2003 (2 plays, 0:09)	5 yd Patrick Hall run
PLAYS (TD DRIVES ONLY— OT EXCLUDED)	HOW ENDED
1 Duquesne 2023 (64 yards, 0:11)	64-yd pass Guest-Duplessis
1 Jacksonville State 2023 (77 yards, 0:14)	77-yd Jared Brown runs
1 Old Dominion 2022 (75 yards, 0:10)	75 yd pass McCall-J. Brown
1 at Georgia State 2022 (50 yards, 0:17)	50 yd pass McCall-J. Brown
1 vs. Buffalo 2022 (10 yards, 0:05)	10 yd CJ Beasley run
1 vs. Northern Illinois 2021 (34 yards, 0:09)	34 yd pass McCall-Bennett
1 Georgia State 2021 (75 yards, 0:15)	75 yd Braydon Bennett run
1 Appalachian State 2020 (75 yards, 0:11)	75 yd pass McCall-Likely
1 Georgia Southern 2020 (20 yards, 0:11)	20 yd Reese White run
1 Arkansas State 2020 (72 yards, 0:12)	72 yd pass McCall-Likely
1 Campbell 2020 (57 yards, 0:09)	57 yd pass McCall-Likely
1 at ULM 2019 (75 yards, 0:14)	75 yd CJ Marable run
1 at Campbell 2018 (76 yards, 0:16)	81 yd pass Anderson-Tyler
1 UAB 2018 (34 yards, 0:09)	34 yd CJ Marable run
1 at Presbyterian 2016 (20 yards, 0:05)	20 yd pass Keane-L. Brown
1 Charleston Southern 2014 (74 yards, 0:11)	74 yd pass Ross-Israel
1 at Florida A&M 2014 (14 yards, 0:07)	14 yd Osharmar Abercrombie run
1 Charlotte 2013 (39 yards, 0:07)	39 yd pass Ross-Bennett
1 VMI 2013 (49 yards, 0:09)	49 yd De'Angelo Henderson run
1 at VMI 2008 (21 yards, 0:09)	21 yd Eric O'Neal run
1 at Charleston Southern 2007 (3 yards, 0:04)	3 yd Mike Tolbert run
1 VMI 2007 (86 yards, 0:17)	86 yd Mike Tolbert run
1 Georgia Southern 2007 (61 yards, 0:10)	61 yd Jamie Fordham run
1 at VMI 2006 (80 yards, 0:34)	80 yd Mike Tolbert run
1 at Savannah State 2005 (60 yards, 0:10)	60 yd pass Thigpen-Simpson
1 Charleston Southern 2004 (68 yards, 0:10)	68 yd Patrick Hall run
1 Jacksonville 2004 (7 yards, 0:05)	7 yd Patrick Hall run
1 at VMI 2004 (30 yards, 0:08)	30 yd pass Thigpen-Parks
1 North Greenville 2004 (44 yards, 0:10)	44 yd Patrick Hall run
1 at Morehead State 2004 (11 yards, 0:08)	16 yd pass Thigpen-Simpson
1 at Charleston Southern 2003 (22 yards, 0:06)	22 yd pass Thigpen-D. Williams
TIME (TD DRIVES ONLY)	HOW ENDED
0:04 at Charleston Southern 2007 (1 play, 3 yards)	3 yd Mike Tolbert run
0:05 vs. Buffalo 2022 (1 play, 10 yards)	10 yd CJ Beasley run
0:05 at Presbyterian 2016 (1 play, 20 yards)	20 yd pass Keane-L. Brown
0:05 Jacksonville 2004 (1 play, 7 yards)	7 yd Patrick Hall run
0:06 at Charleston Southern 2003 (1 play, 22 yards)	22 yd pass Thigpen-Williams
0:07 at Florida A&M 2014 (14 yards, 0:07)	14 yd Osharmar Abercrombie run
0:07 Charlotte 2013 (1 play, 39 yards)	39 yd pass Ross-Bennett
0:08 at Georgia State 2022 (1 play, 50 yards)	50 yd pass McCall-J. Brown
0:08 at VMI 2004 (1 play, 30 yards)	30 yd pass Thigpen-Parks
0:08 at Morehead State 2004 (1 play, 11 yards)	16 yd pass Thigpen-Simpson
0:09 UAB 2018 (1 play, 34 yards)	34 yd CJ Marable run
0:09 vs. Northern Illinois 2021 (1 play, 34 yards)	34 yd pass McCall-Bennett
0:09 Campbell 2020 (1 play, 57 yards)	57 yd pass McCall-Likely
0:10 Old Dominion 2022 (1 play, 75 yards)	75 yd pass McCall-J. Brown
0:11 Duquesne 2023 (1 play, 64 yards)	64 yd pass Guest-Duplessis
0:11 Marshall 2023 (2 plays, 27 yards)	27 yd pass Guest-Coleman
0:14 Jacksonville State 2023 (1 play, 77 yards)	77 yd Jared Brown run

COASTAL CAROLINA DRIVES

COASTAL CAROLINA LONGEST DRIVES (ALL)

PLAYS	HOW ENDED
19 at South Alabama 2021 (95 yards, 9:27)	10 yd pass McCall-Heiligh
19 at Charleston Southern 2015 (62 yards, 5:01)	turnover on downs
18 Arkansas State 2020 (94 yards, 8:38)	3 yd pass McCall-Marable
17 No. 8 BYU 2020 (94 yards, 9:05)	6 yd CJ Marable run
17 Liberty 2008 (48 yards, 6:24)	42 yd Durham FG
16 Jacksonville State 2023 (69 yards, 6:20)	28-yd Gray FG
16 at UCLA 2023 (75 yards, 6:33)	22-yd Gray FG
16 at Troy 2020 (83 yards, 9:48)	6 yd pass McCall-Heiligh
16 at Troy 2020 (74 yards, 9:28)	turnover on downs
16 at Louisiana 2020 (75 yards, 8:12)	6 yd pass McCall-Heiligh
16 Troy 2019 (79 yards, 4:58)	25 yd Biscardi FG
16 Troy 2019 (57 yards, 7:19)	36 yd Biscardi FG
16 at Georgia State 2022 (84 yards, 9:07)	2 yd Nate Hope II run
16 at South Carolina State 2013 (99 yards, 5:39)	1 yd Lorenzo Taliaferro run
15 15 times (last time at Georgia Southern (09/30/23)	1 yd Braydon Bennett run

TIME	HOW ENDED
9:48 at Troy 2020 (16 plays, 83 yards)	6 yd pass McCall-Heiligh
9:27 at South Alabama 2021 (19 plays, 95 yards)	10 yd pass McCall-Heiligh
9:28 at Troy 2020 (16 plays, 74 yards)	turnover on downs
9:07 at Georgia State 2022 (16 plays, 84 yards)	2 yd Nate Hope II run
9:05 No. 8 BYU 2020 (17 plays, 94 yards)	6 yd CJ Marable run
8:52 Georgia State 2021 (15 plays, 44 yards)	24 yd Biscardi FG
8:38 Arkansas State 2020 (18 plays, 94 yards)	3 yd pass McCall-Marable
8:36 Appalachian State 2022 (15 plays, 59 yards)	turnover on downs
8:28 at Clemson 2009 (15 plays, 64 yards)	31 yd Durham FG
8:24 Troy 2021 (14 plays, 78 yards)	4 yd Shermari Jones run
8:12 at Louisiana 2020 (16 plays, 75 yards)	6 yd pass McCall-Heiligh
8:10 at UMass 2018 (15 plays, 75 yards)	1 yd Marcus Outlow run
8:06 at Presbyterian 2012 (13 plays, 55 yards)	10 yd Alex Ross run
8:05 Texas State 2021 (15 plays, 69 yards)	turnover on downs
8:03 ULM 2021 (15 plays, 75 yards)	15 yd CJ Beasley run
8:01 at South Carolina 2018 (15 plays, 53 yards)	39 yd Biscardi FG
7:57 Arkansas State 2020 (14 plays, 83 yards)	3 yd pass McCall-Brown
7:53 South Carolina State 2014 (11 plays, 22 yards)	Punt
7:49 at Arkansas State 2019 (13 plays, 57 yards)	turnover on downs
7:49 Hampton 2013 (15 plays, 57 yards)	39 yd Granger FG

COASTAL CAROLINA LONGEST DRIVES (ALL)

YARDS	HOW ENDED
99 at Arkansas State 2021 (2 plays, 00:39)	99 yd pass from McCall-Likely
99 UMass 2021 (9 plays, 4:27)	12 yd Reese White run
99 at Charlotte 2014 (10 plays, 3:51)	3 yd Alex Ross run
99 at South Carolina State 2013 (16 plays, 5:39)	1 yd Lorenzo Taliaferro run
99 at Gardner-Webb 2012 (3 plays, 1:14)	81 yd pass Ross-Mastromatteo
99 at VMI 2010 (7 plays, 3:05)	18 yd pass MacDowall-Willis
98 at ULM (4 plays, 2:21)	86 yd pass Keane-Williams
97 at Gardner-Webb 2006 (8 plays, 3:54)	3 yd Mike Tolbert run
97 Newberry 2003 (11 plays, 4:01)	9 yd Eushaun Tally run
96 at ULM 2022 (11 plays, 3:45)	2 yd Max Balthazar run
96 Gardner-Webb 2005 (13 plays, 5:22)	2 yd Aundres Perkins run
96 Mansfield 2005 (7 plays, 2:53)	3 yd Aundres Perkins run
96 Davidson 2004 (7 plays, 2:34)	45 yd pass Thigpen-Simpson
95 at South Alabama (19 plays, 9:27)	10 yd pass McCall-Heiligh
95 at North Dakota State 2014 (4 plays, 1:13)	2 yd De'Angelo Henderson run
95 Georgia Southern 2010 (7 plays, 1:36)	34 yd pass MacDowall-Willis
94 Texas State 2023 (14 plays, 7:32)	2 yd Reese White run
94 No. 8 BYU 2020 (17 plays, 9:05)	6 yd CJ Marable run
94 at Texas State 2020 (13 plays, 7:11)	9 yd Baden Pinson run
94 Arkansas State 2020 (18 plays, 8:38)	3 yd pass McCall-Marable
94 at Liberty 2015 (5 plays, 1:52)	71 yd De'Angelo Henderson run
94 at Charlotte 2014 (10 plays, 5:112)	4 yd Osharmar Abercrombie run
94 at Montana 2013 (3 plays, 1:24)	86 yd pass Ross-Bennett
94 at Eastern Kentucky 2013 (8 plays, 3:30)	2 yd pass Ross-Mapp
94 Liberty 2010 (7 plays, 4:07)	16 yd Rasheed Gause run
93 vs. UAB 2018 (9 plays, 3:44)	26 yd Kilton Anderson run
93 at Charleston Southern 2013 (9 plays, 3:07)	21 yd Catron FG
93 Gardner-Webb 2011 (8 plays, 3:10)	2 yd Travis Small run
93 James Madison 2005 (11 plays, 1:44)	8 yd pass Thigpen-Parks
92 at Georgia Southern 2021 (12 plays, 6:49)	7 yd Shermari Jones run
92 Troy 2019 (8 plays, 3:38)	3 yd Jacqez Hairston run
92 Stony Brook 2010 (8 plays, 3:08)	24 yd pass Hillary-Willis
91 The Citadel 2021 (10 plays, 5:53)	4 yd Reese White run
91 at UMass 2019 (10 plays, 4:49)	10 yd CJ Marable run
91 at Florida A&M 2014 (10 plays, 4:13)	2 yd De'Angelo Henderson run
91 Liberty 2008 (15 plays, 4:05)	14 yd pass MacDowall-Willis
90 vs. #23 Liberty 2020 (7 plays, 3:52)	43-yd pass McCall-Latushko
90 at Troy 2020 (9 plays, 4:18)	20 yd pass McCall-Marable
90 at Liberty 2015 (4 plays, 1:34)	1 yd De'Angelo Henderson run
90 Hampton 2013 (13 play, 3:57)	6 yd pass Ross-Bennett
90 Delaware State 2010 (7 plays, 2:24)	24 yd pass D. Davis-Whitley
90 at Arkansas State 2019 (8 plays, 3:37)	31 yd pass Payton-J. Williams
90 at Liberty 2007 (10 plays, 3:46)	1 yd Arthur Sittton run



## CHANTICLEER BIG PLAYS

## LONGEST SCORING PLAYS IN COASTAL HISTORY

NOTE: The NCAA does not count Defensive 2-Pt Conversions in its statistics. However, CCU has had four in its history that would make this list if it did.

- Dontavais Johnson had a 100-yard INT return versus Charleston Southern (2012)
- Mike McClure had a 100-yard interception return at Furman (2012)
- Preston Carey scooped a Marcus Williamson blocked PAT and returned it 86 yards at UAB (2017)
- Sean Lundy scooped a Quinton Teal blocked PAT and returned it 80 yards versus Furman (2007)

NO.	YARDS	PLAYER	PLAY	GAME (DATE)
1.	100	Tobias Fletcher	Interception Return	Duquesne (09-16-23)
	100	Devin Brown	Kickoff Return	at Furman (09-05-15)
2.	99	Isaiah Likely	Pass from G. McCall	at Arkansas State (10-07-21)
	99	Devin Brown	Kickoff Return	at NC A&T (09-06-14)
4.	98	Devin Brown	Kickoff Return	at North Dakota St. (12-13-14)
5.	95	Matthew McDoom	Kickoff Return	Gardner-Webb (09-10-22)
	95	Devin Brown	Kickoff Return	VMI (10-26-13)
7.	94	Tarvorris Jolly	Blocked FG Return	Delaware State (09-25-10)
8.	93	Devin Brown	Kickoff Return	Western Illinois (09-19-15)
9.	91	Bruce Mapp	Pass from A. Ross	The Citadel (11-28-15)
	91	Niccolo Mastromatteo	Punt Return	Charleston Southern (11-20-10)
11.	87	Niccolo Mastromatteo	Punt Return	at Presbyterian (11-10-12)
	87	Greg Williamson	Punt Return	at Davidson (11-08-03)
13.	86	Malcolm Williams	Pass from T. Keane	at ULM (09-30-17)
	86	DeMario Bennett	Pass from A. Ross	at Montana (12-07-13)
	86	Tre Henderson	Kickoff Return	Gardner-Webb (10-22-11)
	86	Mike Tolbert	Rush	VMI (10-27-07)
17.	85	Arthur Sitton	Kickoff Return	VMI (10-27-07)
18.	81	Ky'Jon Tyler	Pass from K. Anderson	at Campbell (09-12-18)
	81	Niccolo Mastromatteo	Pass from A. Ross	at Gardner-Webb (11-03-12)
20.	80	CJ Marable	Rush	at Georgia State (10-27-18)
	80	Ky'Jon Tyler	Punt Return	Furman (09-24-16)
	80	Mike Tolbert	Rush	at VMI (10-14-06)
	80	Santini Washington	Pass from T. Thigpen	at Wofford (09-09-06)
24.	77	Jared Brown	Rush	Jacksonville State (09-09-23)
	77	Ky'Jon Tyler	Kickoff Return	Hampton (11-26-16)
	77	Tyler Thigpen	Rush	VMI (10-29-05)
27.	75	Ethan Vasko	Rush	at Old Dominion (11-04-23)
	75	Jared Brown	Pass from G. McCall	Old Dominion (10-15-22)
	75	Shermari Jones	Rush	at South Alabama (11-26-21)
	75	Braydon Bennett	Rush	Georgia State (11-13-21)
	75	Isaiah Likely	Pass from G. McCall	Appalachian State (11-21-20)
	75	CJ Marable	Rush	at ULM (11-23-19)
	75	Jamar Anderson	Pass from W. Richardson	Presbyterian (10-20-07)
34.	74	Kameron Brown	Pass from G. McCall	at App State (10-20-21)
	74	John Israel	Pass from A. Ross	Charleston Southern (10-25-14)
36.	73	Ky'Jon Tyler	Pass from T. Keane	at App State (10-21-17)
	73	Quinn Backus	Interception Return	Gardner-Webb (10-12-13)
38.	72	Sam Denmark	Pass from F. Payton	Georgia Southern (10-24-20)
	72	Isaiah Likely	Pass from G. McCall	Arkansas State (10-03-20)
	72	Ky'Jon Tyler	Punt Return	at ULM (11-23-19)
	72	Bruce Mapp	Pass from T. Keane	at Jacksonville St. (09-17-16)
42.	71	Braydon Bennett	Pass from G. McCall	Troy (10-28-21)
	71	Richie Sampson	Interception Return	at Lamar (09-03-16)
	71	De'Angelo Henderson	Rush	at Liberty (11-19-15)
45.	70	Mike Tolbert	Rush	Liberty (10-28-06)
	70	Patrick Hall	Rush	Savannah State (11-06-04)
	70	Chris McDonald	Rush	Charleston, W.Va. (10-09-04)

## LONGEST NON-SCORING PLAYS IN COASTAL HISTORY

NO.	YARDS	PLAYER	PLAY	GAME (DATE)
1.	88	Ky'Jon Tyler	Kickoff Return	at ULM (09-30-17)
2.	87	Tre Henderson	Kickoff Return	at Appalachian State (09-29-12)
3.	83	Chris Jones	Pass from Alex Ross	at Liberty (11-19-15)
4.	82	David Parker	Kickoff Return	Jacksonville (11-13-04)
5.	78	Jeremy Height	Kickoff Return	Charleston Southern (11-20-10)
6.	76	Tyler Thigpen	Rush	at Gardner-Webb (11-11-06)
7.	74	Quinton Teal	Interception Return	at Savannah State (11-05-05)
8.	67	Reese White	Rush	Buffalo (09-17-22)
9.	67	Arthur Sitton	Rush	Towson (09-20-08)
10.	66	Tre Henderson	Kickoff Return	North Carolina A&T (09-01-12)
11.	65	Kameron Brown	Pass from Grayson McCall	Campbell (09-18-20)



RECORDS OF NOTE

OVERALL YEAR-BY-YEAR RESULTS

YEAR	OVERALL	HOME	ROAD	NEUTRAL
2003	6-5	2-3	4-2	0-0
2004	10-1	7-0	3-1	0-0
2005	9-2	5-0	4-2	0-0
2006	9-3	5-1	4-2	0-0
2007	5-6	4-2	1-4	0-0
2008	6-6	2-4	4-2	0-0
2009	5-6	5-0	0-6	0-0
2010	6-6	3-3	3-3	0-0
2011	7-4	4-1	3-3	0-0
2012	8-5	3-2	5-3	0-0
2013	12-3	7-0	5-3	0-0
2014	12-2	5-1	7-1	0-0
2015	9-3	6-1	3-2	0-0
2016	10-2	7-1	3-1	0-0
2017	3-9	2-4	1-5	0-0
2018	5-7	1-4	4-3	0-0
2019	5-7	3-3	2-4	0-0
2020	11-1	6-0	5-0	0-1
2021	11-2	6-1	4-1	1-0
2022	9-4	6-1	3-2	0-1
2023	7-5	4-2	3-3	0-0
<b>Totals</b>	<b>165-89</b>	<b>93-34</b>	<b>71-53</b>	<b>1-2</b>

CONFERENCE YEAR-BY-YEAR RESULTS

YEAR	ALL	HOME	ROAD	FINISH
<b>Big South</b>				
2003	1-3	0-2	1-1	4th
2004	4-0	2-0	2-0	1st
2005	3-1	2-0	1-1	T-1st
2006	4-0	2-0	2-0	1st
2007	3-1	2-0	1-1	2nd
2008	1-4	0-3	1-1	T-5th
2009	3-3	3-0	0-3	T-4th
2010	5-1	2-1	3-0	T-1st
2011	3-3	2-1	1-2	T-3rd
2012	5-1	2-1	3-0	T-1st
2013	4-1	3-0	1-1	T-1st
2014	4-1	2-1	2-0	T-1st
2015	4-2	3-0	1-2	2nd
<b>Totals</b>	<b>44-21</b>	<b>25-9</b>	<b>19-12</b>	-

2016 Independent -Transition to FBS

YEAR	ALL	HOME	ROAD	FINISH
<b>Sun Belt</b>				
2017	2-6	1-3	1-3	T-10th
2018	2-6	0-4	2-2	4th (East)
2019	2-6	2-2	0-4	5th (East)
2020	8-0	4-0	4-0	1st (East)
2021	6-2	3-1	3-1	3rd (East)
2022	6-2	3-1	3-1	1st (East)
2023	5-3	2-2	3-1	3rd (East)
<b>Totals</b>	<b>31-25</b>	<b>15-13</b>	<b>16-12</b>	-
<b>Overall</b>	<b>75-46</b>	<b>40-22</b>	<b>35-24</b>	-

COASTAL'S RECORD ...

**OVERALL.....254 games 165-89 (.650)**

- At Home .....127 games 93-34 (.732)
- On the Road .....124 games 71-53 (.573)
- Neutral Site.....3 games 1-2 (.333)

---

- vs. FBS Programs .....86 games 45-41 (.523)
- vs. FCS Programs.....159 games 112-47 (.704)
- vs. Non-D1 Programs...9 games 8-1 (.889)

- as an FBS Program ....86 games 51-35 (.593)
- as an FCS Program ..168 games 114-54 (.679)

**CONFERENCE.....121 games 75-46 (.620)**

- Big South.....65 games 44-21 (.677)
- Sun Belt .....56 games 31-25 (.554)

**POSTSEASON.....14 games 5-9 (.357)**

- FBS Bowl Games.....3 games 1-2 (.333)
- FCS Playoffs.....10 games 4-6 (.400)
- Conference Champ. ....1 game 0-1 (.000)

- At Home .....4 games 2-2 (.500)
- On Road.....7 games 2-5 (.286)
- Neutral Site.....3 games 1-2 (.333)

**VS. RANKED OPPS. ....34 games 11-23 (.324)**

- vs. FBS Top 25.....7 games 2-5 (.286)
- vs. FCS Top 25 .....27 games 9-18 (.333)

- At Home .....14 games 6-8 (.429)
- On Road.....19 games 5-14 (.263)
- Neutral Site.....1 game 0-1 (.000)

- as an FBS Program .....4 games 2-2 (.500)
- as an FCS Program ....30 games 9-21 (.300)

**OVERTIME GAMES.....13 games 7-6 (.538)**

- At Home .....3 games 1-2 (.333)
- On the Road .....9 games 6-3 (.667)
- Neutral Site.....1 game 0-1 (.000)

- as an FBS Program .....3 games 1-2 (.333)
- as an FCS Program ....10 games 6-4 (.600)

**ON NATURAL GRASS.....116 games 85-31 (.737)**

- At Home (2003-14).....68 games 52-16 (.765)
- On the Road .....46 games 32-14 (.696)
- Neutral Site.....1 game 1-0 (1.000)

**ON ARTIFICIAL TURF....138 games 80-58 (.580)**

- At Home (2015-pres.) 58 games 41-17 (.707)
- On the Road .....78 games 39-39 (.500)
- Neutral Site.....2 games 0-2 (.000)

POSTSEASON PLAY

**OVERALL.....14 games 5-9 (.357)**

- FBS Bowl Games..... 3 games 1-2 (.333)
- FCS Playoffs..... 10 games 4-6 (.400)
- Conference Champ. .... 1 game 0-1 (.000)

- At Home ..... 4 games 2-2 (.500)
- On Road..... 7 games 2-5 (.286)
- Neutral Site..... 3 games 1-2 (.333)

NCAA FCS PLAYOFFS

DATE	OPPONENT	H/A	RESULT
11-25-06	#1 Appalachian State	A	L, 28-45
11-27-10	#21 Western Illinois	H	L, 10-17
11-24-12	#22 Bethune-Cookman	A	W, 24-14
12-01-12	#3 Old Dominion	A	L, 35-63
11-30-13	#12 Bethune-Cookman	H	W, 48-24
12-07-13	#4 Montana	A	W, 42-35
12-14-13	#1 North Dakota St.	A	L, 14-48
12-06-14	#16 Richmond	H	W, 36-15
12-13-14	#2 North Dakota St.	A	L, 32-39
11-28-15	#18 The Citadel	H	L, 38-41

CONFERENCE CHAMPIONSHIP GAMES

DATE	OPPONENT	H/A/N	RESULT
12-03-22	at Troy	A	L, 26-45

NCAA FBS BOWL GAMES

DATE	OPPONENT	H/A/N	RESULT
12-26-20	vs. #23 Liberty (OT)	N	L, 34-37
12-17-21	vs. Northern Illinois	N	W, 47-41
12-27-22	vs. East Carolina	N	L, 29-53

OVERTIME GAMES

**OVERALL.....13 games 7-6 (.538)**

- At Home ..... 3 games 1-2 (.333)
- On the Road ..... 9 games 6-3 (.667)
- Neutral Site..... 1 game 0-1 (.000)

- as an FBS Program..... 3 games 1-2 (.333)
- as an FCS Program ..... 10 games 6-4 (.600)

OVERTIME GAMES

DATE	OPPONENT	OT	RESULT
10-15-05	Gardner-Webb	OT	W, 34-31
10-22-05	at Liberty	3OT	W, 27-21
11-19-05	at Charleston So.	2OT	L, 27-34
10-20-07	Presbyterian	OT	L, 34-41
09-11-10	at Towson	5OT	L, 45-47
10-30-10	at Gardner-Webb	OT	W, 30-27
09-08-12	at Furman	3OT	W, 47-45
10-19-13	at Liberty	2OT	W, 55-52
10-04-14	at Furman	2OT	W, 37-31
10-01-16	#10 Charleston So.	2OT	L, 58-59
10-19-19	at Georgia Southern	3OT	L, 27-30
12-26-20	vs. #23 Liberty ^	OT	L, 34-37
11-26-21	at South Alabama	OT	W, 27-21

RECORDS OF NOTE

**VERSUS RANKED OPPONENTS**

**OVERALL.....34 games 11-23 (.324)**

- vs. FBS Top 25.....7 games 2-5 (.286)
- vs. FCS Top 25 .....27 games 9-18 (.333)

---

- At Home ..... 14 games 6-8 (.429)
- On Road.....19 games 5-14 (.263)
- Neutral Site.....1 game 0-1 (.000)

---

- as an FBS Program .....4 games 2-2 (.500)
- as an FCS Program .....30 games 9-21 (.300)

**FBS RANKED OPPONENTS**

DATE	OPPONENT	H/A	RESULT
08-30-08	#22 Penn State	A	L, 10-66
09-04-10	#25 West Virginia	A	L, 0-31
11-23-13	#11 South Carolina	A	L, 10-70
10-14-20	#21 Louisiana	A	W, 30-27
12-05-20	#8 BYU	H	W, 22-17
12-26-20	#23 Liberty ^ (OT)	N	L, 34-37
11-25-23	#24 James Madison	H	L, 14-56

**FCS RANKED OPPONENTS**

DATE	OPPONENT	H/A	RESULT
09-10-05	#1 James Madison	H	W, 31-27
10-01-05	#17 S.C. State	A	W, 24-23
09-16-06	#24 Georgia Southern	A	L, 21-38
10-07-06	#3 Furman	H	W, 29-27
11-25-06	#1 Appalachian State	A	L, 28-45
09-22-07	#8 James Madison	A	L, 10-45
10-04-08	#20 Liberty	H	L, 38-43
10-02-10	#11 Richmond	A	L, 19-41
11-13-10	#11 Liberty	H	W, 45-31
11-27-10	#21 Western Illinois	H	L, 10-17
09-15-12	#20 Eastern Kentucky	H	L, 17-35
09-29-12	#17 Appalachian State	A	L, 14-55
10-13-12	#11 Stony Brook	H	L, 21-27
11-24-12	#22 Bethune-Cookman	A	W, 24-14
12-01-12	#3 Old Dominion	A	L, 35-63
09-14-13	#25 Eastern Kentucky	A	W, 51-32
11-09-13	#16 Charleston So.	A	L, 26-31
11-30-13	#12 Bethune-Cookman	H	W, 48-24
12-07-13	#4 Montana	A	W, 42-35
12-14-13	#1 North Dakota St.	A	L, 14-48
12-06-14	#16 Richmond	H	W, 36-15
12-13-14	#2 North Dakota St.	A	L, 32-39
10-31-15	#19 Charleston So.	A	L, 25-33
11-28-15	#18 The Citadel	H	L, 38-41
09-17-16	#4 Jacksonville State	A	L, 26-27
10-01-16	#10 Chareston So. (2OT)	H	L, 58-59
09-23-17	#19 Western Illinois	H	L, 10-52

^ FBC Mortgage Cure Bowl Game

**HOMECOMING GAMES**

**OVERALL.....21 games 13-8 (.619)**

- as an FBS Program..... 7 games 3-4 (.)
- as an FCS Program ..... 14 games 10-4 (.714)

**HOMECOMING GAMES**

DATE	OPPONENT	RESULT
11-01-03	VMI	L, 10-19
11-06-04	Savannah State	W, 52-14
10-29-05	VMI	W, 38-14
11-04-06	Savannah State	W, 66-6
10-27-07	VMI	W, 42-35
10-25-08	Stony Brook	L, 24-28
11-07-09	Gardner-Webb	W, 26-21
10-23-10	Stony Brook	L, 28-38
10-22-11	Gardner-Webb	L, 24-26
10-27-12	Liberty	W, 36-12
11-02-13	Charlotte	W, 50-25
10-25-14	Charleston Southern	W, 43-22
10-03-15	Alabama A&M	W, 55-0
10-22-16	Central Connecticut State	W, 33-25
10-28-17	Texas State	L, 7-27
11-03-18	Appalachian State	L, 7-23
11-02-19	Troy	W, 36-25
11-07-20	South Alabama	W, 23-6
11-13-21	Georgia State	L, 40-42
10-15-22	Old Dominion	L, 21-49
10-28-23	Marshall	W, 34-6

**SHUTOUT HISTORY**

**OVERALL.....10 games 5-5 (.500)**

- At Home ..... 5 games 4-1 (.800)
- On the Road ..... 5 games 1-4 (.200)

---

- as an FBS Program ..... 1 games 1-0 (1.000)
- as an FCS Program ..... 9 games 4-5 (.444)

**SHUTOUT WINS**

DATE	OPPONENT	RESULT
10-11-03	Charleston (W.Va.)	W, 47-0
10-13-07	Chowan	W, 51-0
10-03-15	Alabama A&M	W, 55-0
11-17-15	Gardner-Webb	W, 46-0
10-31-20	at Georgia State	W, 51-0

**SHUTOUT LOSSES**

DATE	OPPONENT	RESULT
11-22-08	Charleston Southern	L, 0-24
09-03-09	at Kent State	L, 0-18
09-04-10	at #25 West Virginia	L, 0-31
09-17-11	at Georgia	L, 0-59
10-29-11	at Stony Brook	L, 0-42

**NON-SATURDAY GAMES**

**OVERALL.....22 games 11-8 (.636)**

- At Home ..... 9 games 6-3 (.667)
- On the Road ..... 10 games 6-4 (.600)
- Neutral Site..... 2 gams 1-1 (.500)

---

- as an FBS Program ..... 17 games 12-5 (.706)
- as an FCS Program ..... 5 games 2-3 (.400)

**TUESDAYS**

DATE	OPPONENT	RESULT
12-27-22	vs. East Carolina \$	L, 29-53
10-10-23	at Appalachian State	W, 27-24

**WEDNESDAYS**

DATE	OPPONENT	RESULT
09-12-18	at Campbell	W, 58-21
10-14-20	at #21 Louisiana	W, 30-27
10-20-21	at Appalachian State	L, 27-30

**THURSDAYS**

DATE	OPPONENT	RESULT
09-25-03	at North Greenville	W, 49-39
09-03-09	at Kent State	L, 0-18
11-19-15	at Liberty	L, 21-24
11-17-16	Liberty	W, 42-7
11-07-19	Louisiana	L, 7-48
09-02-21	The Citadel	W, 52-14
10-07-21	at Arkansas State	W, 52-20
10-28-21	Troy	W, 35-28
09-22-22	at Georgia State	W, 41-24
11-03-22	Appalachian State	W, 35-28
09-21-23	Georgia State	L, 17-30

**FRIDAYS**

DATE	OPPONENT	RESULT
11-23-18	at South Alabama	L, 28-31
09-18-20	Campbell	W, 43-21
09-10-21	Kansas	W, 49-22
11-26-21	at South Alabama	W, 27-21 (OT)
12-17-21	vs. Northern Illinois ^	W, 47-41

**SUNDAYS**

DATE	OPPONENT	RESULT
09-07-08	Colgate	L, 19-23

^ Tailgreeter Cure Bowl Game  
\$ TicketSmarter Birmingham Bowl Game

**MISCELLANEOUS**

**Longest Winning Streak:**

FBS..... 11 games  
(9-12-20 to 12-12-20)

FCS ..... 11 games  
(8-30-14 to 11-15-14)


**Longest Losing Streak:**

FBS..... 9 games  
(9-16-17 to 11-11-17)


FCS ..... 4 games  
(9-15-12 to 10-13-12)



**COASTAL CAROLINA** 13  
0-1



**UCLA** 27  
1-0



**JACKSONVILLE STATE** 16  
2-1



**COASTAL CAROLINA** 30  
1-1

**GAME 1 • SEPT. 2, 2023 • PASADENA, CALIF. • ROSE BOWL (43,705)**

**GAME 2 • SEPT. 9, 2023 • CONWAY, S.C. • BROOKS STADIUM (16,006)**

**SCORING SUMMARY**

	1	2	3	4	F
Coastal Carolina	0	6	7	0	13
UCLA	7	7	0	13	27

1st 12:56 UCLA Carsen Ryan 21 yd pass from Ethan Garbers (RJ Lopez kick), 7-78, 1:59 UCLA 7, CCU 0

2nd 11:12 CCU Liam Gray 22 yd FG, 16-75, 6:33 UCLA 7, CCU 3

03:57 UCLA Carson Steele 14 yd pass from Dante Moore (RJ Lopez kick), 6-61, 2:36 UCLA 14, CCU 3

00:00 CCU Liam Gray 41 yd FG 13-51 UCLA 14, CCU 6

3rd 10:08 CCU Sam Pinckney 9 yd pass from Grayson McCall (Liam Gray kick), 9-75, 4:52 UCLA 14, CCU 13

4th 13:59 UCLA J. Sturdivant 62 yd pass from Dante Moore (RJ Lopez kick), 1-62, 0:08 UCLA 21, CCU 13

05:39 UCLA RJ Lopez 31 yd FG, 7-17, 2:27 UCLA 24, CCU 13

03:26 UCLA RJ Lopez 47 yd FG 4-3, 0:59 UCLA 27, CCU 13

**SCORING SUMMARY**

	1	2	3	4	F
Jacksonville State	6	3	0	7	16
Coastal Carolina	7	3	13	7	30

1st 10:47 CCU Braydon Bennett 8 yd rush (Liam Gray kick), 9-76, 4:08 CCU 7, JSU 0

06:57 JSU Alen Karajic 40 yd FG, 11-53, 3:50 CCU 7, JSU 3

JSU Alen Karajic 39 yd FG, 7-41, 1:37 CCU 7, JSU 6

2nd 10:42 JSU Alen Karajic 28 yd FG, 9-64, 2:53 CCU 7, JSU 9

01:01 CCU Liam Gray 28 yd FG 16-69, 6:20 CCU 10, JSU 9

3rd 07:49 CCU Liam Gray 25 yd FG 12-66, 5:11 CCU 13, JSU 9

05:47 CCU Liam Gray 43 yd FG 4-8, 1:57 CCU 16, JSU 9

02:46 CCU Jared Brown 48 yd pass from Grayson McCall (Liam Gray kick), 4-70, 1:44 CCU 23, JSU 9

4th 12:16 CCU Jared Brown 77 yd rush (Liam Gray kick), 1-77, 0:14 CCU 30, JSU 9

10:00 JSU Logan Smothers 19 yd rush (Alen Karajic kick), 7-75, 2:16 CCU 30, JSU 16

**TEAM STATISTICS**

	CCU	UCLA
First Downs.....	21	20
Rushes-Yards.....	34-56	31-153
Passing Yards.....	289	264
Pass Att-Comp-Int.....	28-43-2	17-29-3
Total Offense.....	345	417
Fumbles-Lost.....	1-1	1-0
Penalties-Yards.....	3-45	8-55
Punts-Yards (Avg./Net).....	2-87 (43.5/43.5)	2-97 (48.5/49.0)
Kickoffs-Yards (Avg./Net).....	3-194 (64.7/43.3)	6-337 (62.8/39.7)
Punt Returns (No.-Yds.-TD).....	1-1-0	0-0-0
Kickoff Returns (No.-Yds.-TD).....	1-15-0	2-39-0
Interceptions (No.-Yds.-TD).....	3-29-0	2-8-0
Fumble Returns (No.-Yds.-TD).....	0-0-0	0-0-0
Time of Possession.....	34:50	25:10
Third-Down Conversions.....	8-of-16	7-of-12
Fourth-Down Conversions.....	1-of-2	0-of-0
Red-Zone Scores-Chances.....	3-4	2-4
Sacks By (No.-Yds.).....	1-4	4-28
Field Goals.....	2-4	2-2
Points Off Turnovers.....	3	3

**TEAM STATISTICS**



	JSU	CCU
First Downs.....	21	19
Rushes-Yards.....	45-227	45-176
Passing Yards.....	207	268
Pass Att-Comp-Int.....	16-28-0	21-29-0
Total Offense.....	393	399
Fumbles-Lost.....	2-1	0-0
Penalties-Yards.....	7-45	4-27
Punts-Yards (Avg./Net).....	3-135 (45.0/38.3)	4-186 (46.5/46.5)
Kickoffs-Yards (Avg./Net).....	5-320 (64.0/41.6)	6-381 (63.5/40.0)
Punt Returns (No.-Yds.-TD).....	0-0-0	0-0-0
Kickoff Returns (No.-Yds.-TD).....	0-0-0	2-37-0
Interceptions (No.-Yds.-TD).....	0-0-0	0-0-0
Fumble Returns (No.-Yds.-TD).....	0-0-0	0-0-0
Time of Possession.....	24:06	35:54
Third-Down Conversions.....	6-of-15	8-of-17
Fourth-Down Conversions.....	0-of-2	0-of-1
Red-Zone Scores-Chances.....	2-3	3-3
Sacks By (No.-Yds.).....	3-28	3-22
Field Goals.....	3-3	3-3
Points Off Turnovers.....	0	0



**INDIVIDUAL STATISTICS**

**RUSHING:** UCLA — C. Steele 13-76, 1; TJ Harden 11-76; T. E. Garbers 3-9; D. Moore 2-(-4); TEAM 2-(-4).  
 CCU — R. White 8-21; Jar. Brown 2-15; B. Bennett 9-14; CJ Beasley 4-14; G. McCall 11-(-8).  
**PASSING:** UCLA — E. Garbers 10-17-2, 121, 1; D. Moore 7-12-1, 143, 2.  
 CCU — G. McCall 27-42-2, 271, 1; J. Guest 1-1-0, 18.  
**RECEIVING:** UCLA — J. Sturdivant 5-136, 1; C. Steele 4-20, 1; L. Loya 3-37; K. Ford 2-29; C. Ryan 2-21, 1; R. Cragun 1-10; TJ Harden 1-1.  
 CCU — S. Pinckney 9-139, 1; Jar. Brown 6-31; K. Karr 3-23; J. Tucker 2-18; B. Bennett 2-16; T. Mobley 2-15; M. Alaimo 2-4; K. Duplessis 1-25; CJ Beasley 1-18.  
**INTERCEPTIONS:** UCLA — J. Davies 1-7; J. Humphrey 1-1. CCU — C. Isbell 3-29.  
**FUMBLE RECOVERIES:** UCLA — C. Jones 1-0. CCU — None.  
**FORCED FUMBLES:** UCLA -- L. Latu 1. CCU — None.  
**TACKLES-FOR-LOSS:** UCLA — D. Muasau 1.0-2; C. Jones 1.0-1; J. Toia 1.0-1; L. Latu 3.0-17; K. Churchwell 1.0-2; G. Murphy 2.0-12; G. Murphy 1.0-2.  
 CCU — M. Mason 0.5-2; A. Henry 0.5-2; JT Killen 1.0-2.  
**SACKS:** UCLA — L. Latu 3.0-17; G. Murphy 1.0-11. CCU — M. Mason 0.5-2; A. Henry 0.5-2,

**INDIVIDUAL STATISTICS**

**RUSHING:** CCU — Jar. Brown 1-77, 1; M. Balthazar 6-25; R. White 11-23; B. Bennett 9-18, 1; CJ Beasley 4-7; E. Vasko 1-1; G. McCall 10-(-9); TEAM 3 (-11).  
 JSU — M. Jackson 18-73; L. Smothers 6-54, 1; R. Wiggins 4-35; Z. Webb 11-21; R. Bennett 3-5; J. Evans 2 (-1); S. Galban 1-(-1).  
**PASSING:** CCU — G. McCall 21-29-0, 268, 1.  
 JSU -- Z. Webb 9-18-0, 150; L. Smothers 7-10-57.  
**RECEIVING:** CCU — Jar. Brown 7-93, 1; S. Pinckney 4-63; J. Tucker 2-29; K. Karr 2-27; R. White 2-24; CJ Beasley 2-19; M Alaimo 1-9; B. Bennett 2-4; K. Duplessis 2-0; M. Balthazar 1-0.  
 JSU — M. Jackson 4-28; Q. Lane 3-50; P. Carter 2-77; S. Brown 2-16; J. Barrick 2-15; S. Galban 1-10; J. Joiner 1-7; M. Pettway 1-4; J McCants 1-0; B. Rechsteiner 1-0.  
**INTERCEPTIONS:** CCU — none. JSU — none.  
**FUMBLE RECOVERIES:** CCU — C. Anokwuru 1-0. JSU — None.  
**FORCED FUMBLES:** CCU -- C. Hatcher 1. JSU — None.  
**TACKLES-FOR-LOSS:** CCU — S. Bruce 0.5-1; JT Killen 1.0-1; M. Mason 2.0-12; C. Anokwuru 1.5-9; C. Isbell 1.0-1; W. Gedeon 1.0-1; J. Griffin 1.0-2; J. Cash 0.5-1; B. Ryan 1.0-9; W. Whitson 0.5-1; C. Hatcher 1.0-6.  
 JSU — K. Fuqua 2.0-7; C. Hardie 1.0-1; D Carter 1.0-5; J. Marks 1.5-8; K. Tarnue 1.0-12; J. Luttrell 1.0-6; D. Baldwin 0.5-1.  
**SACKS:** CCU — M. Mason 1.0-9; C. Hatcher 1.0-6; Jah. Brown 1.0-7. JSU — K. Fuqua 0.5-5; J. Marks 0.5-5; K. Tarnue 1.0-12; J. Luttrell 1.0-6.

	<b>DUQUESNE</b>	<b>7</b>
	1-2	
	<b>COASTAL CAROLINA</b>	<b>66</b>
	2-1	

	<b>GEORGIA STATE</b>	<b>30</b>
	1-2	
	<b>COASTAL CAROLINA</b>	<b>17</b>
	2-1	

**GAME 3 - SEPT. 16, 2023 - CONWAY, S.C. - BROOKS STADIUM (18,116)**

**SCORING SUMMARY**

	1	2	3	4	F
Duquesne	0	0	7	0	7
Coastal Carolina	21	14	21	0	66

1st	11:39	CCU	Kendall Karr 20 yd pass from Grayson McCall (Liam Gray kick), 4-33, 1:35	CCU 7, DUQ 0
	10:49	CCU	JT Killen 30 yd interception return (Liam Gray Kick) 0:00	CCU 14, DUQ 0
	02:47	CCU	Sam Pinckney 11 yd pass from Grayson McCall (Liam Gray kick) 12-83, 6:22	CCU 21, DUQ 0
2nd	14:33	CCU	Braydon Bennett 1 yd rush (Liam Gray kick) 5-79, 1:53	CCU 28, DUQ 0
	08:40	CCU	Liam Gray 28 yd FG 10-47, 4:17	CCU 31, DUQ 0
	04:27	CCU	CJ Beasley 10 yd rush (Liam Gray kick) 4-20, 1:20	CCU 38, DUQ 0
	00:43	CCU	Tobias Fletcher 100 yd interception return (Liam Gray kick) 0:00	CCU 45, DUQ 0
3rd	14:45	CCU	Kyre Duplessis 64 yd pass from Jarrett Guest (Liam Gray kick) 1-64, 0:11	CCU 52, DUQ 0
	10:53	CCU	Max Balthazar 2 yd run (Kade Hensley kick) 7-71, 2:59	CCU 59, DUQ 0
	06:26	DUQ	K. Brown 23 yd pass from M. Robinson (B. Bruzdewicz kick) 4-27, 1:44	CCU 59, DUQ 7
	02:02	CCU	Ja'Vin Simpkins 3 yd rush (Kade Hensley kick), 7-66, 4:17	CCU 66, DUQ 7

**TEAM STATISTICS**

	DUQ	CCU
First Downs	16	23
Rushes-Yards	36-183	35-241
Passing Yards	164	274
Pass Att-Comp-Int	13-26-3	15-20-0
Total Offense	347	515
Fumbles-Lost	1-1	1-1
Penalties-Yards	9-62	3-20
Punts-Yards (Avg./Net)	5-204 (40.8/29.0)	0-0
Kickoffs-Yards (Avg./Net)	2-82 (41.0/30.0)	11-688 (62.5/40.6)
Punt Returns (No.-Yds.-TD)	0-0-0	3-59-0
Kickoff Returns (No.-Yds.-TD)	1-17-0	2-22-0
Interceptions (No.-Yds.-TD)	0-0-0	3-173-2
Fumble Returns (No.-Yds.-TD)	0-0-0	1-4-0
Time of Possession	33:45	26:15
Third-Down Conversions	4-of-13	6-of-8
Fourth-Down Conversions	2-of-2	0-of-1
Red-Zone Scores-Chances	1-2	7-8
Sacks By (No.-Yds.)	2-18	2-15
Field Goals	0-1	1-1
Points Off Turnovers	7	28

**INDIVIDUAL STATISTICS**

**RUSHING:** CCU — B. Bennett 7-58, 1; J. Simpkins 6-50, 1; E. Vasko 2-42; J. Kuykendall 3-33; CJ Beasley 6-23; G. McCall 3-15; M. Balthazar 3-7, 1; D. Lloyd 2-6; J. Guest 2-4; J. Brown 1-3. DUQ — E. Robinson 13-96; J. Clements 8-44; T. Butts 9-34; J. Heisey 1-7; T. Afful 1-3; M. Thomas 2-0; M. Robinson 2-(-1).  
**PASSING:** CCU — G. McCall 12-16-0, 169, 2; J. Guest 2-3-0, 104 1; E. Vasko 1-1-0, 1. DUQ -- D. Perrantes 8-20-3, 95; M. Robinson 5-6-0, 69 1.  
**RECEIVING:** CCU — Jar. Brown 4-63; S. Pinckney 2-42 1; J. Tucker 2-19; M. Balthazar 2-5; K. Duplessis 1-64 1; GH Price 1-40; K. Karr 1-20 1; B. Bennett 1-14; T. Mobley 1-7.  
**DUQ** — K. Brown 7-90, 1; D. Powell 2-24; J. Cooper 1-22; T. Afful 1-2; T. Butts 1-10; L. Lutz 1-1.  
**INTERCEPTIONS:** CCU — JT Killen 1-30, 1; K. Lusk 1-43; T. Fletcher 1-100, 1. DUQ — none.  
**FUMBLE RECOVERIES:** CCU — M. Shelton 1-(-4). DUQ — None.  
**FORCED FUMBLES:** CCU -- A. Temoney 1. JSU — None.  
**TACKLES-FOR-LOSS:** CCU — T.Tiokeng 1.0-1; T.Brown 1.0-2; Jah.Brown 1.0-3; D.Portu 0.5-1; D.Watson 0.5-1. DUQ — J.Johnson 1.0-4; L.Harris 0.5-1; N.Palmer 0.5-1; M.Brooks 0.5-2. Tarnue 1.0-12; J. Luttrell 1.0-6; D. Baldwin 0.5-1.  
**SACKS:** CCU — M. Mason 1.0-9; C. Hatcher 1.0-6; Jah. Brown 1.0-7. DUQ — K. Tarnue 1.0-12; J. Luttrell 1.0-6.

**GAME 4 - SEPT. 21, 2023 - CONWAY, S.C. - BROOKS STADIUM (15,248)**

**SCORING SUMMARY**

	1	2	3	4	F
Georgia State	7	10	3	10	30
Coastal Carolina	3	0	7	7	17

1st	09:11	GSU	D. Grainer 8 yd rush (L. Rickman kick) 14-75, 5:49	CCU 0, GSU 7
	01:39	CCU	Liam Gray 30 yd FG 11-63, 4:59	CCU 3, GSU 7
2nd	14:25	GSU	R. Lewis 13 yd pass from D. Grainer (L. Rickman kick) 7-75, 2:14	CCU 3, GSU 14
	00:00	GSU	L. Rickman 34 yd FG 8-50, 0:57	CCU 3, GSU 17
3rd	11:09	CCU	Jameson Tucker 27 yd pass from Grayson McCall (Liam Gray kick) 7-75, 3:51	CCU 10, GSU 17
	05:09	GSU	L. Rickman 38 yd FG 13-55, 6:00	CCU 10, GSU 20
4th	13:13	GSU	M. Carroll 7 yd rush (L. Rickman kick) 5-80, 2:36	CCU 10, GSU 27
	07:01	CCU	Abraham Temoney 2 yd fumble return (Liam Gray kick) 0-0, 0:00	CCU 17, GSU 27
	02:36	GSU	L. Rickman 33 yd FG 9-30, 2:59	CCU 17, GSU 30

**TEAM STATISTICS**

	GSU	CCU
First Downs	24	21
Rushes-Yards	43-182	25-107
Passing Yards	191	295
Pass Att-Comp-Int	15-27-0	26-42-0
Total Offense	373	402
Fumbles-Lost	3-1	0-0
Penalties-Yards	9-66	10-88
Punts-Yards (Avg./Net)	5-116 (38.7/32.0)	3-104 (34.7/34.0)
Kickoffs-Yards (Avg./Net)	6-375 (62.5/42.0)	3-195 (65.0/40.0)
Punt Returns (No.-Yds.-TD)	1-2-0	0-0-0
Kickoff Returns (No.-Yds.-TD)	1-0-0	3-48-0
Interceptions (No.-Yds.-TD)	0-0-0	0-0-0
Fumble Returns (No.-Yds.-TD)	0-0-0	1-2-1
Time of Possession	28:16	31:44
Third-Down Conversions	8-of-14	6-of-14
Fourth-Down Conversions	0-of-1	0-of-1
Red-Zone Scores-Chances	6-6	1-4
Sacks By (No.-Yds.)	2-15	0-0
Field Goals	3-3	1-3
Points Off Turnovers	0	7

**INDIVIDUAL STATISTICS**

**RUSHING:** CCU — CJ Beasley 3-46; J. B. Bennett 9-41 1; M. Balthazar 5-22; S. Pinckney 1-7; Jar. Brown 1-0; G. McCall 15-(-9).  
**GSU** — M. Carroll 29-150 1; D. Grainer 13-47 1; Team 1 (-15).  
**PASSING:** CCU — G. McCall 26-42-0 1.  
**GSU** -- D. Grainer 15-26-0 1; Team 0-1-0.  
**RECEIVING:** CCU — S. Pinckney 6-67; T. Mobley 4-82; CJ Beasley 3-32; K. Duplessis 3-23; Jar. Brown 3-21; B. Bennett 3-15; K. Karr 2-16; J. Tucker 1-27 1.  
**GSU** — D. Grainger 15-26-0 1, 1; Team 0-1-0.  
**INTERCEPTIONS:** CCU — None. GSU — None.  
**FUMBLE RECOVERIES:** CCU — A. Teamoney 1-2 1. GSU — None.  
**FORCED FUMBLES:** CCU — None. GSU — None.  
**TACKLES-FOR-LOSS:** CCU — J. Powell 1.5-7; J. Griffin 1.0-3; B. Ryan 1.0-2; S. Bruce 0.5-1. GSU — T. Leach 0.5-1; J. Abraham 1.5-6; J. Johnson 0.5-1; G. Pringle 0.5-4. H. Bryant 0.5-1; R. Cooper 1.0-3; K. Swint 0.5-3; A. Blume 1.0-8.  
**SACKS:** CCU — None. GSU — G. Pringle 0.5-4; K. Swint 0.5-3; A. Blume 1.0-8.







**COASTAL CAROLINA** 28  
2-3/0-2



**GEORGIA SOUTHERN** 38  
4-1/1-0



**COASTAL CAROLINA** 27  
3-3/1-2



**APPALACHIAN STATE** 24  
3-3/1-1

**GAME 5 • SEPT. 30, 2023 • STATESBORO, GA. • ALLEN E. PAULSON STADIUM (26,483)**

**SCORING SUMMARY**

	1	2	3	4	F
Coastal Carolina	7	7	7	7	28
Georgia Southern	0	21	17	0	38

1st 11:49 CCU Grayson McCall 5 yd rush (Liam Gray kick), 8-75, 3:11 CCU 7, GS 0  
 2nd 14:56 GS D. Burgess 2 yd pass from D. Brinn (M. Lantz kick), 11-52, 5:39 CCU 7, GS 7  
 7:29 CCU Max Balthazar 1 yrd rush (Liam Gray kick) 3-71, 0:56 CCU 14, GS 7  
 03:54 GS A. Queeley 16 yd pass from D. Brinn (M. Lantz kick), 12-75, 3:35 CCU 14, GS 14  
 00:08 GS K. Hood 12 yd pass from D. Brinn (M. Lantz kick) 5-76, 0:31 CCU 14, GS 21  
 3rd 11:02 CCU Sam Pinckney 13 yd pass from Grayson McCall (Liam Gray kick) 8-64, 3:33 CCU 21, GS 21  
 7:10 GS M. Lantz 45 yd FG 10-49, 3:48 CCU 21, GS 24  
 6:58 GS K. Jackson 20 yd interception return (M. Lantz kick) 0:08 CCU 21, GS 31  
 0:49 GS J. White 3 yd rush (M. Lantz kick) 9-72, 4:46 CCU 21, GS 38  
 4th 9:16 CCU Braydon Bennett 1 yd rush 15-75, 6:34 CCU 28, GS 38,

**TEAM STATISTICS**

	CCU	GS
First Downs.....	21	27
Rushes-Yards.....	30-166	24-116
Passing Yards.....	299	322
Pass Att-Comp-Int.....	22-39-4	34-56-0
Total Offense.....	456	438
Fumbles-Lost.....	3-0	0-0
Penalties-Yards.....	10-110	10-90
Punts-Yards (Avg./Net).....	3-155 (51.7/50.0)	5-220 (44.0/43.4)
Kickoffs-Yards (Avg./Net).....	5-334 (66.8/42.6)	7-434 (62.0/46.1)
Punt Returns (No.-Yds.-TD).....	1-3-0	1-5-0
Kickoff Returns (No.-Yds.-TD).....	1-15-0	2-39-0
Interceptions (No.-Yds.-TD).....	4-36-0	2-46-0
Fumble Returns (No.-Yds.-TD).....	0-0-0	0-0-0
Time of Possession.....	27:30	32:30
Third-Down Conversions.....	4-of-14	8-of-17
Fourth-Down Conversions.....	3-of-4	1-of-1
Red-Zone Scores-Chances.....	4-5	5-7
Sacks By (No.-Yds.).....	2-10	1-10
Field Goals.....	0-1	1-3
Points Off Turnovers.....	0	21

**INDIVIDUAL STATISTICS**

**RUSHING:** GS — J. White 11-77-1, 1; A. Smith 1-18; OJ Arnold 5-13; D. Cobb 1-6; D. Brinn 4-2; JC French 1-1 TEAM 1-(-1).  
 CCU — B. Bennett 15-114-1; G. McCall 10-40-1; M. Balthazar 4-16-1; R. White 1 (-1).  
**PASSING:** GS — D. Brinn 34-56-0, 322, 3.  
 CCU — G. McCall 22-39-4, 299, 1.  
**RECEIVING:** GS — K. Hood 12-131, 1; D. Burgess 7-61, 1; D. Cobb 6-60; A. Queeley 4-51, 1; K. Upshaw 1-8; E. Walton 1-7; OJ Arnold 1-2; E. Dirrinn 1-2; J. White 1-0.  
 CCU — J. Brown 8-106; S. Pinckney 7-132, 1; M. Balthazar 4-19; B. Bennett 2-33; K. Karr 1-9.  
**INTERCEPTIONS:** GS — D. Hickman 1-2; C. Williams 1-0; K. Jackson 1-20, 1; M. Watson-Trent 1-0. CCU — None.  
**FUMBLE RECOVERIES:** GS — None. CCU — None.  
**FORCED FUMBLES:** GS — I. Walker 1. CCU — None.  
**TACKLES-FOR-LOSS:** GS — I. Walker 1-10; L. Bullard 1-3; MJ Stroud 0.5-1; T. Lee 1.0-3; S. Robetson 0.5-2; W. Wallace 0.5-1.  
 CCU — J. Powell 0.5-2; T. Fletcher 1.0-6; A. Henry 1.0-4; E. Johnson 0.5-1.  
**SACKS:** GS — I. Walker 1-10. CCU — T. Fletcher 1.0-6; A. Henry 1.0-4,

**GAME 6 • OCT. 10, 2023 • BOONE, N.C. • KIDD BREWER STADIUM (34,252)**

**SCORING SUMMARY**

	1	2	3	4	F
Coastal Carolina	14	3	7	3	27
Appalachian State	0	10	7	7	24



1st 11:12 CCU Braydon Bennett 1 yd rush (Kade Hensley kick), 7-83, 3:43 CCU 7, APP 0  
 7:22 CCU Jameson Tucker 51 yd pass from Grayson McCall (Kade Hensley kick) 5-63, 2:28 CCU 14, APP 0  
 2nd 11:05 APP M. Hughes 29 yd FG 8-60, 3:03 CCU 14, APP 3  
 7:30 CCU Kade Hensley 33 yd FG 6-59, 3:35 CCU 17, APP 3  
 3:25 APP A. Marshall 3 yd rush (M. Hughes kick), 10-75, 4:05 CCU 17, APP 10  
 3rd 6:18 APP D. Larkins 2 yd pass from J. Aguilar (M. Hughes kick) 6-54, 2:45 CCU 17, APP 17  
 3:03 CCU Kendall Karr 32 yd pass from Grayson McCall (Kade Hensley kick) 7-77, 3:07 CCU 24, APP 17  
 4th 8:47 APP D. Stroman 5 yd pass from J. Aguilar (M. Hughes kick) 6-80, 2:34 CCU 24, APP 24  
 0:00 CCU Kade Hensley 24 yd FG 11-77, 4:43 CCU 27, APP 24

**TEAM STATISTICS**

	CCU	APP
First Downs.....	25	18
Rushes-Yards.....	45-196	26-111
Passing Yards.....	373	305
Pass Att-Comp-Int.....	19-28-0	18-31-0
Total Offense.....	569	416
Fumbles-Lost.....	0-0	1-1
Penalties-Yards.....	9-108	6-60
Punts-Yards (Avg./Net).....	3-106 (35.3/35.3)	4-165 (41.2/41.2)
Kickoffs-Yards (Avg./Net).....	5-325 (65.0/43.8)	5-316 (63.2/50.0)
Punt Returns (No.-Yds.-TD).....	0-0-0	0-0-0
Kickoff Returns (No.-Yds.-TD).....	3-66-0	1-26-0
Interceptions (No.-Yds.-TD).....	0-0-0	0-0-0
Fumble Returns (No.-Yds.-TD).....	0-0-0	0-0-0
Time of Possession.....	35:39	24:21
Third-Down Conversions.....	6-of-12	3-of-11
Fourth-Down Conversions.....	0-of-2	2-of-4
Red-Zone Scores-Chances.....	3-4	4-4
Sacks By (No.-Yds.).....	0-0	1-2
Field Goals.....	2-2	1-1
Points Off Turnovers.....	3	0

**INDIVIDUAL STATISTICS**

**RUSHING:** APP — K. Roberts 11-48; M. Haywood 6-41; A. Marshall 5-15, 1; J. Aguilar 3-6; N. Noel 1-1.  
 CCU — B. Bennett 15-64, 1; R. White 9-46; C. Beasley 10-45; J. Brown 2-34; M. Balthazar 3-5; J. Simpkins 1-4; G. McCall 5-(-2).  
**PASSING:** APP — J. Aguilar 18-31-0, 305, 2.  
 CCU — G. McCall 19-28-0, 373, 2.  
**RECEIVING:** APP — M. Tucker 2-78; M. Jackson 1-67; E. Wilson 3-41; D. Stroman 2-35, 1; D. Davis 1-21; K. Roberts 1-18; C. Horn 1-13; K. Robinson 2-10; M. Hetzel 2-10; D. Larkins 2-8, 1; N. Noel 1-4.  
 CCU — S. Pinckney 7-102; J. Tucker 3-100, 1; B. Bennett 2-63; J. Brown 1-40; K. Karr 1-32, 1; R. White 3-18; K. Duplessis 2-18.  
**INTERCEPTIONS:** APP — None. CCU — None.  
**FUMBLE RECOVERIES:** APP — None. CCU — A. Temoney 1.  
**FORCED FUMBLES:** APP — None. CCU — K. Lusk 1.  
**TACKLES-FOR-LOSS:** APP — C. Sullivan 1.5-2; J. Favors 1.0-4; M. Clark 1.0-3; D. Dingle-Prince 1.0-1; E. Johnson 0.5-1; T. Davis 0.5-1; K. Abrams-Verwayne 0.5-1; N. Johnson 0.5-1; R. Clarke 0.5-1;  
 CCU — None.  
**SACKS:** APP — T. Davis 0.5-1; K. Abrams-Verwayne 0.5-1. CCU — None.

	<b>COASTAL CAROLINA</b>	<b>27</b>
	4-3/2-2	
	<b>ARKANSAS STATE</b>	<b>17</b>
	3-4/1-2	

	<b>MARSHALL</b>	<b>6</b>
	4-4/1-3	
	<b>COASTAL CAROLINA</b>	<b>34</b>
	5-3/3-2	

**GAME 7 • OCT. 21, 2023 • JONESBORO, ARK. • CENTENNIAL BANK STADIUM (18,228)**

**SCORING SUMMARY**

	1	2	3	4	F
Coastal Carolina	3	14	0	10	27
Arkansas State	0	3	7	7	17

1st	0:24	CCU	Kade Hensley 38 yd FG	8-34, 4:20	CCU 3, ASU 0
2nd	6:16	CCU	Sam Pinckney 8 yd pass from Grayson McCall (Kade Hensley kick)	8-80, 3:09	CCU 10, ASU 0
	4:46	ASU	D. Zvada 34 yd FG	5-58, 1:30	CCU 10, ASU 3
	0:30	CCU	Kendall Karr 7 yd pass from Grayson McCall (Kade Hensley kick),	9-81, 4:10	CCU 17, ASU 3
3rd	10:09	ASU	E. Stevenson 10 yd pass from J. Raynor (D. Zvada kick)	5-52, 2:05	CCU 17, ASU 10
4th	9:54	CCU	Kade Hensley 22 yd FG	11-86, 4:24	CCU 20, ASU 10
	3:54	CCU	Jarrett Guest 3 yd rush (Kade Hensley kick)	3-37, 0:53	CCU 27, ASU 10
	2:49	ASU	C. Jackson 20 yd pass from J. Raynor (D. Zvada kick)	4-72, 1:05	CCU 27, ASU 17

**TEAM STATISTICS**

	CCU	ASU
First Downs.....	20	16
Rushes-Yards.....	42-186	24-116
Passing Yards.....	250	306
Pass Att-Comp-Int.....	25-30-0	19-35-2
Total Offense.....	436	422
Fumbles-Lost.....	1-1	0-0
Penalties-Yards.....	4-35	9-103
Punts-Yards (Avg./Net).....	5-224 (44.8/37.8)	5-242 (48.4/46.6)
Kickoffs-Yards (Avg./Net).....	6-337 (56.2/39.5)	3-176 (58.7/47.7)
Punt Returns (No.-Yds.-TD).....	2-9-0	2-15-0
Kickoff Returns (No.-Yds.-TD).....	3-33-0	0-0-0
Interceptions (No.-Yds.-TD).....	2-38-0	0-0-0
Fumble Returns (No.-Yds.-TD).....	0-0-0	1-5-0
Time of Possession.....	36:38	23:22
Third-Down Conversions.....	4-of-14	2-of-11
Fourth-Down Conversions.....	2-of-2	0-of-1
Red-Zone Scores-Chances.....	5-5	3-4
Sacks By (No.-Yds.).....	1-8	1-9
Field Goals.....	2-3	1-2
Points Off Turnovers.....	10	0

**INDIVIDUAL STATISTICS**

**RUSHING:** ASU — J. Raynor 11-52; J. Cross 6-41; Z. Wallace 5-14; C. Cobb 1-8; C. Hawkins 1-1.  
 CCU — M. Balthazar 4-79; B. Bennett 8-35; C. Beasley 12-27; G. McCall 8-21; J. Simpkins 1-11; R. White 4-9; J. Guest 2-6, 1; E. Vasko 1-2; Team 2-(-4).  
**PASSING:** ASU — J. Raynor 19-35-2, 306, 2.  
 CCU — G. McCall 24-28-0, 244, 2; J. Guest 1-1-0, 6; K. Duplessis 0-1-0, 0;  
**RECEIVING:** ASU — C. Rucker 4-104; C. Jackson 5-99, 1; E. Stevenson 5-37, 1; J. Foreman 2-28; R. Ealy 1-22; J. Cross 2-16.  
 CCU — J. Brown 4-57; J. Tucker 1-43; C. Beasley 3-37; K. Duplessis 4-37; K. Karr 3-31, 1; S. Pinckney 4-20, 1; M. Alaimo 3-19; B. Bennett 3-6.  
**INTERCEPTIONS:** ASU — None. CCU — S. Bruce 1-0; T. Fletcher 1-38.  
**FUMBLE RECOVERIES:** ASU — T. Geathers 1-5. CCU — None.  
**FORCED FUMBLES:** ASU — K. Crawford 1. CCU — None.  
**TACKLES-FOR-LOSS:** ASU — M. Straker 1.0-1; C. Willekes 1.5-5; J. Mackey 1.0-2; S. Johnson 1.0-1; K. Crawford 1.0-9; N. Martey 0.5-1; T. Geathers 1.0-2.  
 CCU — J. Powell 1.0-2; J. Killen 1.0-1; J. Cash 1.0-8; B. Ryan 1.0-2.  
**SACKS:** ASU — K. Crawford 1.0-9. CCU — J. Cash 1.0-8.

**GAME 8 • OCT. 28, 2023 • CONWAY, S.C. • BROOKS STADIUM (21,324)**

**SCORING SUMMARY**

	1	2	3	4	F
Marshall	0	6	0	0	6
Coastal Carolina	10	17	0	7	34

1st	10:55	CCU	Kade Hensley 36 yd FG	8-57, 4:05	CCU 3, MAR 0
	6:18	CCU	Jared Brown 30 yd pass from Jarrett Guest (Kade Hensley kick)	4-69, 2:07	CCU 10, MAR 0
2nd	12:40	CCU	Kade Hensley 33 yd FG	11-66, 6:06	CCU 13, MAR 0
	7:23	MAR	R. Verhoff 23 yd FG	7-19, 2:47	CCU 13, MAR 3
	5:00	CCU	Jared Brown 59 yd pass from Jarrett Guest (Kade Hensley kick)	7-87, 2:23	CCU 20, MAR 3
	2:57	CCU	DeAndre Coleman 27 yd pass from Jarrett Guest (Kade Hensley kick)	2-27, 0:11	CCU 27, MAR 3
	0:03	MAR	R. Verhoff 44 yd FG	9-49, 2:54	CCU 27, MAR 6
4th	9:49	CCU	Reese White 1 yd rush (Kade Hensley kick)	2-1, 0:50	CCU 34, MAR 6

**TEAM STATISTICS**

	MAR	CCU
First Downs.....	17	20
Rushes-Yards.....	26-81	40-145
Passing Yards.....	202	282
Pass Att-Comp-Int.....	23-45-4	15-22-1
Total Offense.....	283	427
Fumbles-Lost.....	1-1	2-1
Penalties-Yards.....	7-60	5-62
Punts-Yards (Avg./Net).....	3-124 (41.3/39.7)	2-77 (38.5/29.0)
Kickoffs-Yards (Avg./Net).....	3-195 (65.0/45.0)	7-455 (65.0/43.4)
Punt Returns (No.-Yds.-TD).....	1-(-1)-0	1-5-0
Kickoff Returns (No.-Yds.-TD).....	1-31-0	0-0-0
Interceptions (No.-Yds.-TD).....	1-0-0	4-25-0
Fumble Returns (No.-Yds.-TD).....	0-0-0	0-0-0
Time of Possession.....	27:53	32:07
Third-Down Conversions.....	4-of-14	5-of-12
Fourth-Down Conversions.....	2-of-4	0-of-1
Red-Zone Scores-Chances.....	1-2	3-5
Sacks By (No.-Yds.).....	0-0	3-26
Field Goals.....	2-3	2-3
Points Off Turnovers.....	3	14

**INDIVIDUAL STATISTICS**

**RUSHING:** MAR — R. Ali 12-52; A. Roberts 2-11; E. Payne 2-11; J. Harrison 1-8; C. Fancher 7-8; C. Pennington 2-(-9).  
 CCU — E. Vasko 5-37; J. Guest 3-36; R. White 11-33, 1; J. Brown 3-26; C. Beasley 5-11; M. Balthazar 7-10; J. Simpkins 2-7; Team 4-(-15).  
**PASSING:** MAR — C. Fancher 11-22-2, 125, 0; C. Pennington 12-23-2, 77, 0.  
 CCU — J. Guest 14-20-1, 289, 3; E. Vasko 0-1-0, 0, 0; K. Duplessis 1-1-0, (-7), 0.  
**RECEIVING:** MAR — D. Harris 5-61; C. Coombs 4-52; D. Simmons 2-19; T. Keaton 3-18; A. Roberts 1-17; C. Conley 3-12; B. Robinson 2-10; M. Pierce 1-9; R. Ali 2-4.  
 CCU — J. Brown 5-117, 2; S. Pinckney 2-48; J. Tucker 2-44; K. Karr 2-40; D. Coleman 1-27, 1; C. Beasley 1-7; D. Fountain 1-6; E. Vasko 1-(-7).  
**INTERCEPTIONS:** MAR — A. McGhee 1-0. CCU — D. Pinckney 1-12; K. Lusk 1-9; C. Eubanks 1-4; T. Brown 1-0.  
**FUMBLE RECOVERIES:** MAR — L. Watson 1. CCU — M. Mason 1.  
**FORCED FUMBLES:** MAR — None. CCU — M. Mason 1.  
**TACKLES-FOR-LOSS:** MAR — E. Alston 1.0-7; C. Thomas Jr. 1.0-1; T. Leggs 0.5-1; K. Brown 0.5-1  
 CCU — M. Mason 2.0-18; W. Gedeon 1.0-7; T. Fletcher 1.0-4; C. Anokwuru 0.5-2; S. Bruce 0.5-0.  
**SACKS:** MAR — None. CCU — M. Mason 1.5-17; W. Gedeon 1.0-7; C. Anokwuru 0.5-2.

	<b>COASTAL CAROLINA</b>	<b>28</b>
	6-3/4-2	
	<b>OLD DOMINION</b>	<b>24</b>
	4-5/3-3	

	<b>TEXAS STATE</b>	<b>23</b>
	6-4/3-3	
	<b>COASTAL CAROLINA</b>	<b>31</b>
	7-3/5-2	

**GAME 9 • NOV. 4, 2023 • NORFOLK, VA. • S.B. BALLARD STADIUM (17,982)**

**GAME 10 • NOV. 11, 2023 • CONWAY, S.C. • BROOKS STADIUM (15,832)**

**SCORING SUMMARY**

	1	2	3	4	F
Coastal Carolina	0	6	7	15	28
Old Dominion	7	0	14	3	24

1st 11:13 ODU I. Paige 6 yd pass from G. Wilson (E. Sanchez kick)  
4-56, 1:29 ODU 7, CCU 0

2nd 10:43 CCU Kade Hensley 30 yd FG 10-51, 5:19 ODU 7, CCU 3  
0:17 CCU Kade Hensley 24 yd FG 12-71, 4:19 ODU 7, CCU 6

3rd 10:45 ODU K. Williams 30 yd pass from G. Wilson (E. Sanchez kick)  
7-67, 2:17 ODU 14, CCU 6  
2:02 ODU D. Dutton 30 yd pass from G. Wilson (E. Sanchez kick)  
4-41, 1:00 ODU 21, CCU 6  
1:42 CCU Ethan Vasko 75 yd rush (Kade Hensley kick)  
2-75, 0:20 ODU 21, CCU 13

4th 8:11 CCU CJ Beasley 17 yd rush (Ethan Vasko rush)  
6-78, 3:00 CCU 21, ODU 21  
1:24 ODU E. Sanchez 38 yd FG 8-38, 2:51 ODU 24, CCU 21  
0:23 CCU Sam Pinckney 14 yd pass from Ethan Vasko (Kade Hensley kick)  
7-78, 0:57 CCU 28, ODU 24

**TEAM STATISTICS**

	CCU	OD
First Downs.....	28	20
Rushes-Yards.....	45-278	38-173
Passing Yards.....	180	172
Pass Att-Comp-Int.....	17-31-1	16-28-0
Total Offense.....	458	345
Fumbles-Lost.....	2-1	1-1
Penalties-Yards.....	3-35	7-86
Punts-Yards (Avg./Net).....	4-146 (36.5/31.5)	7-278 (39.7/36.7)
Kickoffs-Yards (Avg./Net).....	6-390 (65.0/45.0)	5-324 (64.8/42.2)
Punt Returns (No.-Yds.-TD).....	2-1-0	0-0-0
Kickoff Returns (No.-Yds.-TD).....	2-53-0	0-0-0
Interceptions (No.-Yds.-TD).....	0-0-0	1-0-0
Fumble Returns (No.-Yds.-TD).....	0-0-0	1-0-0
Time of Possession.....	34:00	26:00
Third-Down Conversions.....	4-of-14	4-of-13
Fourth-Down Conversions.....	1-of-2	0-of-1
Red-Zone Scores-Chances.....	4-5	1-1
Sacks By (No.-Yds.).....	4-24	2-13
Field Goals.....	2-3	1-1
Points Off Turnovers.....	0	14

**INDIVIDUAL STATISTICS**

**RUSHING:** CCU — E. Vasko 21-170, 1; C. Beasley 11-45, 1; M. Balthazar 3-33; R. White 6-26; B. Bennett 3-5; K. Duplessis 1-(-1).  
ODU — O. Sanni 14-75; K. Wicks 11-56; G. Wilson 13-42.

**PASSING:** CCU — E. Vasko 17-31-1, 180, 1.  
ODU — G. Wilson 16-28-0, 172, 3.

**RECEIVING:** CCU — S. Pinckney 7-69, 1; K. Duplessis 2-50; C. Beasley 4-32; J. Brown 3-24; M. Alaimo 1-5.  
ODU — I. Paige 4-59, 1; K. Williams 3-50, 1; D. Dutton 1-30, 1; K. Wicks 2-26; J. Butler 1-9; J. Bly 2-7; O. Sanni 1-6; J. Harvey 2-(-11).

**INTERCEPTIONS:** CCU — None. ODU — M. Knight 1-0.

**FUMBLE RECOVERIES:** CCU — S. Bruce 1-0. ODU — L. James 1-0.

**FORCED FUMBLES:** CCU — J. Powell 1. ODU — T. Jones 1.

**TACKLES-FOR-LOSS:** ODU — J. Henderson 3.0-11; M. Thompson 1.0-2; J. Taylor 1.0-2; T. Ra-El 1.0-5; K. Caine 0.5-5; W. Matthews 0.5-1; T. Jones 0.5-0; K. Trinidad 0.5-0.  
CCU — M. Mason 2.5-11; J. Powell 2.0-16; A. Henry 1.0-8; C. Anokwuru 1.0-5; C. Isbell 1.0-2; W. Whitson 0.5-1; C. Hatcher 0.5-1; S. Bruce 0.5-0.

**SACKS:** CCU — M. Mason 1.0-9; A. Henry 1.0-8; C. Anokwuru 1.0-5; C. Isbell 1.0-2. ODU — J. Henderson 1.5-8; K. Caine 0.5-5.

**SCORING SUMMARY**

	1	2	3	4	F
Texas State	10	0	0	13	23
Coastal Carolina	7	14	7	3	31

1st 11:14 TSU J. Jeter 1 yd rush (M. Shipley kick)  
9-75, 3:46 TSU 7, CCU 0

4:39 CCU Kendall Karr 4 yd pass from Ethan Vasko (Kade Hensley kick)  
9-70, 3:24 CCU 7, TSU 7

0:08 TSU M. Shipley 23 yd FG 10-72, 4:26 TSU 10, CCU 7

2nd 8:18 CCU Sam Pinckney 25 yd pass from Ethan Vasko (Kade Hensley kick)  
9-82, 4:11 CCU 14, TSU 10

1:57 CCU Braydon Bennett 6 yd rush (Kade Hensley kick)  
10-70, 4:57 CCU 21, TSU 10

3rd 7:16 CCU Reese White 2 yd rush (Kade Hensley kick)  
14-94, 7:32 CCU 28, TSU 10

4th 9:16 CCU Kade Hensley 25 yd FG 7-53, 3:31 CCU 31, TSU 10

3:37 TSU M. Hornsby 8 yd rush (M. Shipley kick)  
14-75, 5:39 CCU 31, TSU 17

0:44 TSU M. Hornsby 4 yd rush (M. Shipley kick failed)  
10-51, 2:53 CCU 31, TSU 23

**TEAM STATISTICS**

	TSU	CCU
First Downs.....	15	23
Rushes-Yards.....	48-199	44-188
Passing Yards.....	81	159
Pass Att-Comp-Int.....	10-19-0	18-28-0
Total Offense.....	280	347
Fumbles-Lost.....	0-0	3-0
Penalties-Yards.....	12-122	3-24
Punts-Yards (Avg./Net).....	5-222 (44.4/45.4)	3-93 (31.0/20.0)
Kickoffs-Yards (Avg./Net).....	3-174(58.0/47.0)	6-367 (61.2/41.0)
Punt Returns (No.-Yds.-TD).....	2-33-0	2-(-5)-0
Kickoff Returns (No.-Yds.-TD).....	3-61-0	4-33-0
Interceptions (No.-Yds.-TD).....	0-0-0	0-0-0
Fumble Returns (No.-Yds.-TD).....	0-0-0	0-0-0
Time of Possession.....	25:32	34:18
Third-Down Conversions.....	6-of-16	8-of-15
Fourth-Down Conversions.....	2-of-4	1-of-3
Red-Zone Scores-Chances.....	4-4	4-5
Sacks By (No.-Yds.).....	1-3	4-17
Field Goals.....	1-1	1-1
Points Off Turnovers.....	0	0

**INDIVIDUAL STATISTICS**

**RUSHING:** TSU — I. Mahdi 21-97; M. Hornsby 16-52, 2; D. Davenport 5-43; T. Finley 5-6; J. Jeter 1-1, 1.  
CCU — R. White 12-41, 1; C. Beasley 9-34; J. Brown 2-28; J. Simpkins 3-26; B. Bennett 6-23, 1; E. Vasko 7-21; M. Balthazar 4-16; B. Graves 1-0.

**PASSING:** TSU — T. Finley 6-11-0, 49; M. Hornsby 4-8-0, 32.  
CCU — E. Vasko 17-27-0, 145, 2; B. Boda 1-1-0, 14.

**RECEIVING:** TSU — K. Wilson 4-35; K. Fox 2-21; A. Hawkins 2-17; D. Davenport 1-4; I. Mahdi 1-4.  
CCU — S. Pinckney 6-81, 1; J. Brown 6-53; J. Tucker 1-14; K. Karr 2-9, 1; M. Balthazar 2-2; B. Bennett 1-0.

**INTERCEPTIONS:** TSU — None. CCU — None.

**FUMBLE RECOVERIES:** TSU — None. CCU — None.

**FORCED FUMBLES:** TSU — None. CCU — None.

**TACKLES-FOR-LOSS:** TSU — B. Holloway 2.5-7; C. Coleman 1.0-7; A. Edwards Jr. 1.0-3; K. Haynes 1.0-2; D. Foster Jr. 1.0-1; J. Revels 0.5-1.  
CCU — C. Isbell 2.5-6; W. Whitson 2.0-4; C. Anokwuru 1.5-6; M. Mason 1.0-4; W. Gedeon 0.5-3; M. Shelton 0.5-1.

**SACKS:** TSU — A. Edwards Jr. 1.0-3. CCU — W. Whitson 2.0-4; C. Anokwuru 1.0-6; M. Mason 0.5-4; W. Gedeon 0.5-3.

**COASTAL CAROLINA** 21

7-4/5-2

---

**ARMY** 28

5-6/0-0

**NO. 24 JAMES MADISON** 56

4-4/1-3

---

**COASTAL CAROLINA** 14

7-5/5-3

**GAME 11 • NOV. 18, 2023 • WEST POINT, N.Y. • MICHIE STADIUM (26,867)**

**GAME 12 • NOV. 25, 2023 • CONWAY, S.C. • BROOKS STADIUM (16,196)**

**SCORING SUMMARY**

	1	2	3	4	F
Coastal Carolina	7	7	0	7	21
Army	7	14	7	0	28

1st 6:52 AWP	T. Riley 2 yd rush (Q. Maretzki kick)	13-75, 8:08	AWP 7, CCU 0
4:58 CCU	Jared Brown 59 yd pass from Jarrett Guest (Kade Hensley kick)	4-75, 1:54	CCU 7, AWP 7
2nd 10:19 AWP	B. Daily 1 yd rush (Q. Maretzki kick)	15-75, 9:39	AWP 14, CCU 7
1:48 AWP	J. Williams 37 yd blocked punt return (Q. Maretzki kick)		AWP 21, CCU 7
0:58 CCU	Jameson Tucker 31 yd pass from Jarrett Guest (Kade Hensley kick)	4-75, 0:50	AWP 21, CCU 14
3rd 11:14 AWP	A. Marshall 18 yd rush	4-75, 2:30	AWP 28, CCU 14
4th 0:51 CCU	Sam Pinckney 31 yd pass from Jarrett Guest (Kade Hensley kick)	9-74, 1:59	AWP 28, CCU 21

**SCORING SUMMARY**

	1	2	3	4	F
James Madison	7	21	14	14	56
Coastal Carolina	0	0	7	7	14

1st 5:41 JMU	J. McCloud 1 yd rush (C. Wise kick)	9-50, 4:15	JMU 7, CCU 0
2nd 14:52 JMU	R. Brown 29 yd pass from J. McCloud (C. Wise kick)	6-68, 2:30	JMU 14, CCU 0
3:26 JMU	E. Sarratt 1 yd rush (C. Wise kick)	11-71, 6:19	JMU 21, CCU 0
0:38 JMU	T. Lawton 1 yd rush (C. Wise kick)	5-43, 1:08	JMU 28, CCU 0
3rd 10:22 JMU	E. Sarratt 4 yd pass from J. McCloud (C. Wise kick)	7-34, 2:32	JMU 35, CCU 0
7:07 CCU	Max Balthazar 42 yd pass from Ethan Vasko (Kade Hensley kick)	6-75, 3:15	JMU 35, CCU 7
5:15 JMU	E. Sarratt 32 yd pass from J. McCloud (C. Wise kick)	4-41, 1:49	JMU 42, CCU 7
4th 14:55 JMU	Z. Horton 10 yd pass from J. McCloud (C. Wise kick)	9-67, 4:16	JMU 49, CCU 7
8:47 JMU	E. Sarratt 24 yd pass from J. McCloud (C. Wise kick)	7-69, 4:06	JMU 56, CCU 7
3:12 CCU	Ethan Vasko 16 yd rush (Kade Hensley kick)	9-62, 5:29	JMU 56, CCU 14

**TEAM STATISTICS**

	CCU	AWP
First Downs	18	22
Rushes-Yards	15-105	62-365
Passing Yards	279	0
Pass Att-Comp-Int	26-36-1	0-2-1
Total Offense	384	365
Fumbles-Lost	0-0	1-1
Penalties-Yards	6-45	5-55
Punts-Yards (Avg./Net)	3-83 (27.7/10.0)	1-42 (42.0/42.0)
Kickoffs-Yards (Avg./Net)	3-195 (65.0/45.0)	5-325 (65.0/49.4)
Punt Returns (No.-Yds.-TD)	0-0-0	1-53-0
Kickoff Returns (No.-Yds.-TD)	1-18-0	0-0-0
Interceptions (No.-Yds.-TD)	1-18-0	1-0-0
Fumble Returns (No.-Yds.-TD)	0-0-0	0-0-0
Time of Possession	20:09	39:51
Third-Down Conversions	4-of-10	8-of-11
Fourth-Down Conversions	0-of-1	0-of-1
Red-Zone Scores-Chances	0-1	3-4
Sacks By (No.-Yds.)	0-0	0-0
Field Goals	0-0	0-0
Points Off Turnovers	0	0

**TEAM STATISTICS**

	JMU	CCU
First Downs	27	14
Rushes-Yards	34-157	25-74
Passing Yards	324	254
Pass Att-Comp-Int	26-35-1	21-29-0
Total Offense	481	328
Fumbles-Lost	0-0	3-3
Penalties-Yards	9-62	3-24
Punts-Yards (Avg./Net)	3-111 (37.0/37.0)	4-141 (35.2/32.5)
Kickoffs-Yards (Avg./Net)	9-510 (56.7/38.0)	2-118 (59.0/49.0)
Punt Returns (No.-Yds.-TD)	1-11-0	1-0-0
Kickoff Returns (No.-Yds.-TD)	0-0-0	4-88-0
Interceptions (No.-Yds.-TD)	0-0-0	1-0-0
Fumble Returns (No.-Yds.-TD)	0-0-0	0-0-0
Time of Possession	32:34	27:26
Third-Down Conversions	6-of-11	5-of-11
Fourth-Down Conversions	2-of-2	0-of-2
Red-Zone Scores-Chances	5-5	1-2
Sacks By (No.-Yds.)	1-5	1-7
Field Goals	0-0	0-0
Points Off Turnovers	14	0

**INDIVIDUAL STATISTICS**

**RUSHING:** AWP — T. Riley 12-122, 1; B. Daily 22-94, 1; A. Marshall 7-64, 1; J. Buchanan 12-60; T. Robinson 7-35; M. Stewart 1-2; Team 1-(-2).  
 CCU — J. Brown 2-69; R. White 3-15; J. Guest 4-10; C. Beasley 3-7; B. Bennett 2-6; Team 1-(-2).  
**PASSING:** AWP — C. Harris 0-1-1, 0; B. Dailey 0-1-0, 0.  
 CCU — J. Guest 26-36-1, 279, 3.  
**RECEIVING:** AWP — None.  
 CCU — J. Brown 8-116, 1; S. Pinckney 6-78, 1; J. Tucker 2-43, 1; B. Bennett 3-17; M. Alaimo 2-16; K. Karr 2-8; K. Duplessis 1-6; R. White 1-2; J. Guest 1-(-7).  
**INTERCEPTIONS:** AWP — Q. Hammonds 1-0. CCU — K. Lusk 1-18.  
**FUMBLE RECOVERIES:** AWP — None. CCU — E. Johnson 1.  
**FORCED FUMBLES:** AWP — None. CCU — E. Johnson 1.  
**TACKLES-FOR-LOSS:** AWP — J. Latore 1.0-7.  
 CCU — E. Johnson 0.5-2; W. Whitson 0.5-1.  
**SACKS:** AWP — None. CCU — None.

**INDIVIDUAL STATISTICS**

**RUSHING:** JMU — T. Lawton 14-73; K. Black 7-35; S. Malignaggi 6-32; B. Atkins 1-11; J. McCloud 5-5; E. Sarratt 1-1.  
 CCU — E. Vasko 9-45; J. Simpkins 6-22; B. Bennett 3-4; C. Beasley 1-3; M. Balthazar 2-1; J. Brown 1-0; R. White 3-(-1).  
**PASSING:** JMU — J. McCloud 26-35-1, 324, 5.  
 CCU — E. Vasko 21-29-0, 254, 1.  
**RECEIVING:** JMU — E. Sarratt 6-107, 3; P. Sproles 11-99; R. Brown 3-58, 1; Y. Knight 2-23; T. Lawton 1-15; K. Wright 1-11; Z. Horton 2-11, 1.  
 CCU — S. Pinckney 4-63; J. Tucker 3-58; M. Balthazar 2-44, 1; B. Bennett 3-30; J. Brown 3-19; B. Johnson 1-18; K. Karr 1-6; R. White 2-(-1).  
**INTERCEPTIONS:** JMU — None. CCU — C. Eubanks 1-0.  
**FUMBLE RECOVERIES:** JMU — J. Carpenter 1; D. Ponds 1; K. Schickel 1; CCU — None.  
**FORCED FUMBLES:** JMU — J. Kromah 1; J. Walker 1. CCU — None.  
**TACKLES-FOR-LOSS:** JMU — I. Bush 1.5-3; J. Kromah 1.0-5; F. Meehan 1.0-2; J. Carpenter 1.0-1; T. Tucker 0.5-1; J. Thomas 0.5-0; A. Thomas 0.5-0  
 CCU — W. Whitson 1.0-7.  
**SACKS:** JMU — J. Kromah 1.0-5. CCU — W. Whitson 1.0-7.